


6.4.3 Funds / Grants received from government / non government bodies, individuals, philanthropists (INR in lakhs) during the last five years (not covered in criterion III)

2022-23


PRIYADARSHINI DENTAL COLLEGE AND HOSPITAL
(Indira Educational and Charitable Trust)
Balance Sheet as at 31st March 2023

| Particulars | Schedule | As on March 31, 2023 | As on March 31, 2022 |
|--|----------|----------------------|----------------------|
| Sources of Funds | | | |
| Capital Fund | 1 | 4,28,42,790 | 4,28,42,790 |
| Reserves & Surplus | 2 | 75,27,46,205 | 73,96,98,905 |
| Secured Loans | 3 | 13,28,03,249 | 14,35,64,028 |
| Unsecured Loans | 4 | 2,70,65,286 | 1,99,30,286 |
| Total Sources of Funds | | 95,54,57,531 | 94,60,36,009 |
| Application of Funds | | | |
| Fixed Assets | 5 | 9,63,07,050 | 8,80,48,963 |
| Long Term Investments | 6 | 58,12,579 | 55,48,349 |
| Current Assets, Loans & Advances, Deposits | 7 | 15,91,62,506 | 14,34,35,324 |
| Current Liabilities & Provisions | 8 | (69,41,75,396) | (70,90,03,374) |
| Net Working Capital (7-8) | | 85,33,37,902 | 85,24,38,697 |
| Total Application of Funds | | 95,54,57,531 | 94,60,36,009 |


For Lakshmankumar & Associates
Chartered Accountants


Lakshman Kumar Amavaram
Proprietor
Membership No. : 260543
Firm No. : 025432S
UDIN :

Date : December 29, 2023
Place : Chennai

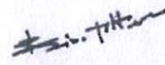



For Indira Educational & Charitable Trust


V.G. Raajendran
Managing Trustee


R. Indira
Trustee




PRINCIPAL
PRIYADARSHINI DENTAL COLLEGE & HOSPITAL,
PANDUR - 631 203,
THIRUVALLUR TK & DIST. TAMIL NADU.


PRINCIPAL
PRIYADARSHINI DENTAL COLLEGE & HOSPITAL,
PANDUR - 631 203,
THIRUVALLUR TK & DIST. TAMIL NADU.

PRIYADARSHINI DENTAL COLLEGE AND HOSPITAL
(Indira Educational and Charitable Trust)
Schedules to Balance Sheet as at 31st March 2023

Schedule 1 : Capital Fund

| Particulars | As on March 31, 2023 | As on March 31, 2022 |
|--------------|-------------------------|-------------------------|
| Corpus Fund | 7,500 | 7,500 |
| General Fund | 4,28,35,290 | 4,28,35,290 |
| Total | 4,28,42,790 | 4,28,42,790 |

Schedule 2 : Reserves & Surplus

| Particulars | As on March 31, 2023 | As on March 31, 2022 |
|---|-------------------------|-------------------------|
| Opening Balance | 73,96,98,905 | 70,38,47,660 |
| Add : Transferred From Income And Expenditure Account | 1,30,47,300 | 3,58,51,246 |
| Closing Balance | 75,27,46,205 | 73,96,98,905 |

Schedule 3 : Secured Loans


| Particulars | As on March 31, 2023 | As on March 31, 2022 |
|----------------------------------|-------------------------|-------------------------|
| HDFC Bank Limited-Car Loan | 29,38,711 | 35,87,506 |
| Shriram Transport Finance Co Ltd | | 13,09,430 |
| Hinduja Leyland Finance Ltd | 129864538 | 13,86,67,092 |
| Indian Overseas Bank | | |
| Total | 13,28,03,249 | 14,35,64,028 |

Schedule 4 : Unsecured Loans

| Particulars | As on March 31, 2023 | As on March 31, 2022 |
|---------------------------|-------------------------|-------------------------|
| Loan from related parties | 1,90,240 | 1,90,240 |
| Loan from Private parties | 2,68,75,046 | 1,97,40,046 |
| Total | 2,70,65,286 | 1,99,30,286 |

Schedule 6 : Long Term Investments

| Particulars | As on March 31, 2023 | As on March 31, 2022 |
|---------------------|-------------------------|-------------------------|
| Fixed Deposit - IOB | 58,12,579 | 55,48,349 |
| Total | 58,12,579 | 55,48,349 |



Handwritten signature



Handwritten signature
PRINCIPAL
PRIYADARSHINI DENTAL COLLEGE & HOSPITAL,
PANDUR - 631 203,
THIRUVALLUR TK & DIST. TAMIL NADU

PRIYADARSHINI DENTAL COLLEGE AND HOSPITAL


(Indira Educational and Charitable Trust)

Schedule 7 : Current Assets, Loans & Advances

| Particulars | As on March 31, 2023 | As on March 31, 2022 |
|-------------------|-------------------------|-------------------------|
| Loans & Advances | 2,27,47,465 | 2,27,23,440 |
| Security Deposits | 6,03,82,917 | 6,07,84,217 |
| Sundry Debtors | 7,59,64,333 | 5,36,66,549 |
| Balance with Bank | 67,790 | 62,61,116.85 |
| Total | 15,91,62,506 | 14,34,35,324 |

Schedule 8 : Current Liabilities & Provisions

| Particulars | As on March 31, 2023 | As on March 31, 2022 |
|--------------------------------|-------------------------|-------------------------|
| Group Company Balance | (1,25,55,451) | (1,25,55,451) |
| Group Institution Balance | (70,56,84,455) | (72,13,24,933) |
| Advance received from Students | 1,82,21,469 | 2,22,80,426 |
| Sundry Creditors | 9,42,354 | 9,35,000 |
| Interest Payables | 28,79,705 | - |
| Provisions | 20,20,982 | 16,61,584 |
| Total | (69,41,75,396) | (70,90,03,374) |



[Handwritten signature]



[Handwritten signature]

PRINCIPAL
PRIYADARSHINI DENTAL COLLEGE & HOSPITAL,
PANDUR - 631 203.
THIRUVALLUR TK & DIST. TAMIL NADU

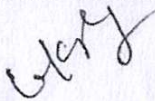
PRIYADARSHINI DENTAL COLLEGE AND HOSPITAL

(Indira Educational and Charitable Trust)

Income & Expenditure Account For The Year Ended 31st March 2023

| Particulars | Schedules | As on March 031, 2023 | As on March 31, 2022 |
|---|-----------|-----------------------|----------------------|
| Income | | | |
| Direct Income | 9 | 13,25,14,000 | 11,25,34,310 |
| Indirect Income | 10 | 4,04,23,043 | 3,69,24,361 |
| Total Income | | 17,29,37,043 | 14,94,58,671 |
| Expenditures | | | |
| Employee Cost | 11 | 3,76,81,684 | 2,84,71,375 |
| Financial Expenses | 12 | 3,71,93,944 | 2,53,78,700 |
| Administrative Expenses | 13 | 7,41,75,083 | 5,02,30,191 |
| Total Expenditures | | 14,90,50,711 | 10,40,80,266 |
| Income Before Depreciation | | 2,38,86,332 | 4,53,78,405 |
| Depreciation | 5 | 1,08,39,032 | 95,27,159 |
| Excess of Income over Expenditures | | 1,30,47,300 | 3,58,51,246 |


For Lakshankumar & Associates
Chartered Accountants





Lakshman Kumar Amavarapu
Proprietor
Membership No. : 260543
Firm No. : 025432S
UDIN :

Date : December 29, 2023
Place : Chennai


For Indira Educational & Charitable Trust




V.G. Raajendran
Managing Trustee



R. Indira
Trustee



PRINCIPAL
PRIYADARSHINI DENTAL COLLEGE & HOSPITAL,
PANDUR - 631 203.
THIRUVALLUR TK & DIST. TAMIL NADU.



PRINCIPAL
PRIYADARSHINI DENTAL COLLEGE & HOSPITAL,
PANDUR - 631 203.
THIRUVALLUR TK & DIST. TAMIL NADU

PRIYADARSHINI DENTAL COLLEGE AND HOSPITAL

PRIYADARSHINI DENTAL COLLEGE AND HOSPITAL

Indira Educational and Charitable Trust

Schedules to Income & Expenditure Account For The Year Ended 31st March 2023

Schedule 9 : Direct Income

| Particulars | As on March 031, 2023 | As on March 31, 2022 |
|------------------|--------------------------|-------------------------|
| Tuition Fees | 10,98,13,000 | 9,46,97,950 |
| Value Added Fees | 2,26,37,000 | 1,70,57,360 |
| Break Batch Fees | 64,000 | 7,79,000 |
| Total | 13,25,14,000 | 11,25,34,310 |

Schedule 10 : Indirect Income


| Particulars | As on March 031, 2023 | As on March 31, 2022 |
|---------------------------------------|--------------------------|-------------------------|
| Other Income | 6,370 | 92,78,860 |
| Bus Fare | 11,000 | 20,000 |
| Fine | 14,575 | 7,869 |
| Other Fees | 34,25,030 | - |
| Application Fee | 72,500 | - |
| Transport Fees | 83,55,000 | 72,75,000 |
| Record Note Book Collections | 6,34,525 | 6,27,792 |
| Hostel Fees | 2,54,77,000 | 1,84,26,250 |
| Admision Canceleed/Reallocated Income | 1,95,000 | 2,60,000 |
| OPD Collections | 22,32,043 | 10,28,590 |
| Total | 4,04,23,043 | 3,69,24,361 |

Schedule 11 : Employee Cost

| Particulars | As on March 031, 2023 | As on March 31, 2022 |
|------------------------------|--------------------------|-------------------------|
| Salary to staffs | 3,62,08,185.75 | 2,72,40,198 |
| Employer Contribution to P.F | 2,26,822.95 | 1,46,570 |
| Staff Welfare | 12,46,675.35 | 10,84,608 |
| Total | 3,76,81,684 | 2,84,71,375 |

Schedule 12 : Financial Expenses

| Particulars | As on March 031, 2023 | As on March 31, 2022 |
|-------------------|--------------------------|-------------------------|
| Bank Charges | 1,32,448 | 5,57,524 |
| Interest Bank | 86,12,625 | 12,299 |
| Interest - Others | 2,70,31,262 | 2,06,19,594 |
| Processing Fee | 14,17,609 | 41,89,283 |
| Total | 3,71,93,944 | 2,53,78,700 |



PRINCIPAL
PRIYADARSHINI DENTAL COLLEGE & HOSPITAL,
PANDUR - 631 203.
THIRUVALLUR TK & DIST. TAMIL NADU.



PRIYADARSHINI DENTAL COLLEGE AND HOSPITAL
Schedule 13 : Administrative Expenses

| Particulars | As on March 031, 2023 | As on March 31, 2022 |
|------------------------------|-----------------------|----------------------|
| Admission Expenses | 25,000 | 19,626 |
| Examination Expenses | 7,13,315 | 9,86,700 |
| Guest Lecturer Charges | 15,000 | 30,000 |
| Chairman Scholarship | 21,21,550 | 7,31,000 |
| University Affiliation Fees | 15,93,000 | 8,49,600 |
| College Function Expenses | 3,91,745 | 1,31,000 |
| Clinical Expenses | 15,74,358 | 6,60,441 |
| Vehicle Maintance | 1,02,34,449 | 76,26,696 |
| Advertisement Expenses | 4,74,264 | 7,38,181 |
| Amc Contract | 9,151 | 27,794 |
| Banner | 2,38,599 | 26,611 |
| Seminars/Conference Expenses | 13,56,731 | 10,65,911 |
| Books & Periodicals | 8,90,618 | 7,74,838 |
| College Expenses | 4,10,406 | 1,78,851 |
| College House Keeping | 8,91,882 | 72,150 |
| Consultancy Charges | 18,27,231 | 15,76,190 |
| Medical Camp Expenses | 1,12,500 | 50,625 |
| Documentaion Charges | 28,350 | 76,517 |
| Donation | 78,525 | 52,056 |
| Electricity Charges | 35,40,918 | 18,30,771 |
| Garden Expenses | 4,41,524 | 1,13,696 |
| Generator Maintenance | 7,58,888 | 99,242 |
| Guest House Expenses | 13,39,336 | 5,03,114 |
| Mess Expenses | 1,22,06,801 | 87,88,897 |
| Inspection Expenses | 35,85,409 | 26,20,413 |
| Insurance Charges | 10,80,131 | 4,44,776 |
| Lab Expenses | 4,36,063 | 3,42,295 |
| Office Maintenance | 22,23,156 | 18,89,683 |
| Pooja Expenses | 2,14,916 | 1,66,850 |
| Postage & Telegram | 8,675 | 4,841 |
| Printing & Stationery | 7,39,820 | 5,06,061 |
| Rates & Taxes | 6,56,197 | 73,616 |
| Registration Fees | 21,03,728 | 38,21,205 |
| Rent | 1,05,88,496 | 84,92,175 |
| Repairs & Maintenance | 59,84,355 | 23,24,317 |
| Security Charges | 20,03,490 | 12,13,406 |
| Temple Donation | 47,649 | 7,000 |
| Temple Expenses | 4,45,621 | 5,43,657 |
| Telephone Expenses | 4,21,155 | 2,40,318 |
| Travelling & Conveyance | 22,31,538 | 5,21,425 |
| Uniform Expenses | 1,30,545 | 7,651 |
| Total | 7,41,75,083 | 5,02,30,191 |

K. SHIVAMKUMAR & ASSOCIATES
 Chartered Accountants
 New # 18
 Bhagavanthi St.
 T. Nagar
 Chennai-17

PRIYADARSHINI DENTAL COLLEGE AND HOSPITAL
 PANDUR - 631 203.
 THIRUVALLUR
 Tk. & Dt.
 TAMILNADU

PRIYADARSHINI DENTAL COLLEGE & HOSPITAL
 PANDUR - 631 203.
 THIRUVALLUR TK & DIST. TAMIL NADU.

PRIVADARSHINI DENTAL COLLEGE AND HOSPITAL
(Indira Educational and Charitable Trust)
Schedule 5 : Fixed Assets

Fixed Assets Schedule as per Income Tax Act, 1961 as on 31st March 2023

| Sl No. | Particulars | Rate of Depn | WDV as on 01.04.2022 | | Additions | | Deletions | Total | Depreciation for the year | WDV as on 31.03.2023 |
|--------|--|--------------|----------------------|------------------|------------------|-----------|---------------------|--------------------|---------------------------|----------------------|
| | | | Before Sep | After Sep | Before Sep | After Sep | | | | |
| 1 | Land & Buildings College Buildings | 10% | 7,31,92,172 | 74,41,209 | 40,06,805 | - | 8,46,40,186 | 80,91,958 | 7,65,48,228 | |
| 2 | Ashokleyland Bus TN20BA 1818 | 15% | 1,47,253 | | | | 1,47,253 | 22,088 | 1,25,165 | |
| 3 | Ashok Leyland Bus TN20BA 6699 | 15% | 1,62,165 | | | | 1,62,165 | 24,325 | 1,37,840 | |
| 4 | Ashok Leyland Bus TN20 BB 7373 | 15% | 1,74,091 | | | | 1,74,091 | 26,114 | 1,47,977 | |
| 5 | Vehicle - TN21D 7899 | 15% | 61,148 | | | | 61,148 | 9,172 | 51,976 | |
| 6 | Ashok Leyland Bus TN21AX 3423 | 15% | 29,881 | | | | 29,881 | 4,482 | 25,399 | |
| 7 | Tempo Traveller TN20BA5556 | 15% | 94,598 | | | | 94,598 | 14,190 | 80,408 | |
| 8 | Tempo Traveller TN20BF 5742 | 15% | 1,55,399 | | | | 1,55,399 | 23,310 | 1,32,089 | |
| 9 | VOLVO CAR Furniture & Fixtures | 15% | 46,57,385 | | | | 46,57,385 | 6,98,608 | 39,58,777 | |
| 10 | Board | 10% | 19,607 | | | | 19,607 | 1,961 | 17,646 | |
| 11 | Dental Chairs | 10% | 32,32,003 | | 53,70,000 | | 86,02,003 | 8,60,200 | 77,41,803 | |
| 12 | Fixtures & Fittings | 10% | 97,719 | | | | 97,719 | 9,772 | 87,947 | |
| 13 | Furnitures & Fittings Equipments | 10% | 7,29,320 | | 1,20,400 | | 25,13,520 | 1,68,162 | 23,45,358 | |
| 14 | Cameras | 15% | 17,144 | | | | 17,144 | 2,572 | 14,572 | |
| 15 | Dental Equipments | 15% | 5,07,453 | | | | 5,07,453 | 76,118 | 4,31,335 | |
| 16 | Lab Equipments | 15% | 35,43,562 | | | | 35,43,562 | 5,31,534 | 30,12,028 | |
| 17 | Isolator | 15% | 13,643 | | | | 13,643 | 2,046 | 11,597 | |
| 18 | LCD Projector | 15% | 13,227 | | 1,14,460 | | 1,27,687 | 19,153 | 1,08,534 | |
| 19 | O.P Instruments | 15% | 22,650 | | | | 22,650 | 3,398 | 19,252 | |
| 20 | UPS with Battery | 15% | 14,351 | | | | 14,351 | 2,153 | 12,198 | |
| 21 | X - Ray Unit | 15% | 94,572 | | | | 94,572 | 14,186 | 80,386 | |
| 22 | Computer & Accessories Computer & Accessories | 40% | 64,080 | | | | 64,080 | 25,632 | 38,448 | |
| 23 | Books Library Books | 15% | 10,05,539 | | 3,80,445 | | 13,85,984 | 2,07,898 | 11,78,086 | |
| | Total | | 8,80,48,963 | 91,05,009 | 99,92,110 | - | 10,71,46,082 | 1,08,39,032 | 9,63,07,050 | |



PRINCIPAL
PRIVADARSHINI DENTAL COLLEGE & HOSPITAL,
THIRUVALLUR, TK & DIST. TAMIL NADU.

2021-22

PRIYADARSHINI DENTAL COLLEGE AND HOSPITAL
(Indira Educational and Charitable Trust)
Balance Sheet as at 31st March 2022

| Particulars | Schedule | As on March 31, 2022 | As on March 31, 2021 |
|--|----------|-------------------------|-------------------------|
| Sources of Funds | | | |
| Capital Fund | 1 | 4,28,42,790 | 4,28,42,790 |
| Reserves & Surplus | 2 | 73,96,98,905 | 70,38,47,660 |
| Secured Loans | 3 | 14,35,64,028 | 14,68,91,104 |
| Unsecured Loans | 4 | 1,99,30,286 | 2,12,20,294 |
| Total Sources of Funds | | 94,60,36,009 | 91,48,01,848 |
| Application of Funds | | | |
| Fixed Assets | 5 | 8,80,48,963 | 8,03,02,355 |
| Long Term Investments | 6 | 55,48,349 | 54,08,299 |
| Current Assets, Loans & Advances, Deposits | 7 | 14,34,35,324 | 5,99,01,351 |
| Current Liabilities & Provisions | 8 | (70,90,03,374) | (76,91,89,842) |
| Net Working Capital (7-8) | | 85,24,38,697 | 82,90,91,193 |
| Total Application of Funds | | 94,60,36,009 | 91,48,01,848 |

For Lakshmankumar & Associates
Chartered Accountants

Lakshman Kumar Amavaram
Proprietor
Membership No. : 260543
Firm No. : 025432S
UDIN :



Date : December 25, 2023
Place : Chennai

For Indira Educational & Charitable Trust

V.G.Raajendran
Managing Trustee



PRINCIPAL
PRIYADARSHINI DENTAL COLLEGE & HOSPITAL,
PANDUR - 631 203.
THIRUVALLUR TK & DIST. TAMIL NADU.

PRINCIPAL
PRIYADARSHINI DENTAL COLLEGE & HOSPITAL,
PANDUR - 631 203.
THIRUVALLUR TK & DIST. TAMIL NADU

PRIYADARSHINI DENTAL COLLEGE AND HOSPITAL
(Indira Educational and Charitable Trust)
Schedules to Balance Sheet as at 31st March 2022

Schedule 1 : Capital Fund

| Particulars | As on March 31, 2022 | As on March 31, 2021 |
|--------------|----------------------|----------------------|
| Corpus Fund | 7,500 | 7,500 |
| General Fund | 4,28,35,290 | 4,28,35,290 |
| Total | 4,28,42,790 | 4,28,42,790 |

Schedule 2 : Reserves & Surplus

| Particulars | As on March 31, 2022 | As on March 31, 2021 |
|---|----------------------|----------------------|
| Opening Balance | 70,38,47,660 | 66,59,72,712 |
| Add : Transferred From Income And Expenditure Account | 3,58,51,246 | 3,78,74,948 |
| Closing Balance | 73,96,98,905 | 70,38,47,660 |

Schedule 3 : Secured Loans


| Particulars | As on March 31, 2022 | As on March 31, 2021 |
|----------------------------------|----------------------|----------------------|
| HDFC Bank Limited-Car Loan | 35,87,506 | |
| Shriram Transport Finance Co Ltd | 13,09,430 | 28,91,104 |
| Hinduja Leyland Finance Ltd | 13,86,67,092 | 14,40,00,000 |
| Indian Overseas Bank | | |
| Total | 14,35,64,028 | 14,68,91,104 |

Schedule 4 : Unsecured Loans

| Particulars | As on March 31, 2022 | As on March 31, 2021 |
|---------------------------|----------------------|----------------------|
| Loan from related parties | 1,90,240 | 9,27,748 |
| Loan from Private parties | 1,97,40,046 | 2,02,92,546 |
| Total | 1,99,30,286 | 2,12,20,294 |

Schedule 6 : Long Term Investments

| Particulars | As on March 31, 2022 | As on March 31, 2021 |
|---------------------|----------------------|----------------------|
| Fixed Deposit - IOB | 55,48,349 | 54,08,299 |
| Total | 55,48,349 | 54,08,299 |



PRINCIPAL
PRIYADARSHINI DENTAL COLLEGE & HOSPITAL,
PANDUR - 631 203.
THIRUVALLUR TK & DIST. TAMIL NADU.

PRIYADARSHINI DENTAL COLLEGE AND HOSPITAL
 (Indira Educational and Charitable Trust)
Schedule 7 : Current Assets, Loans & Advances

| Particulars | As on March 31, 2022 | As on March 31, 2021 |
|-------------------|-------------------------|-------------------------|
| Loans & Advances | 2,27,23,440 | 2,24,58,515 |
| Security Deposits | 6,07,84,217 | 20,00,000 |
| Sundry Debtors | 5,36,66,549 | 3,04,57,492 |
| Balance with Bank | 6261116.85 | 4985344.77 |
| Total | 14,34,35,324 | 5,99,01,351 |

Schedule 8 : Current Liabilities & Provisions

| Particulars | As on March 31, 2022 | As on March 31, 2021 |
|--------------------------------|-------------------------|-------------------------|
| Group Company Balance | (1,25,55,451) | (1,24,14,837) |
| Group Institution Balance | (72,13,24,933) | (77,38,47,052) |
| Advance received from Students | 2,22,80,426 | 1,50,29,936 |
| Sundry Creditors | 9,35,000 | 9,15,000 |
| Interest Payables | - | - |
| Provisions | 16,61,584 | 11,27,111 |
| Total | (70,90,03,374) | (76,91,89,842) |



Handwritten signature in black ink.

Handwritten signature in blue ink.

PRINCIPAL
PRIYADARSHINI DENTAL COLLEGE & HOSPITAL,
PANDUR - 631 203.
THIRUVALLUR TK & DIST. TAMIL NADU.

PRIYADARSHINI DENTAL COLLEGE AND HOSPITAL
(Indira Educational and Charitable Trust)

Income & Expenditure Account For The Year Ended 31st March 2022

| Particulars | Schedules | As on March 31, 2022 | As on March 31, 2021 |
|---|-----------|-------------------------|-------------------------|
| Income | | | |
| Direct Income | 9 | 11,25,34,310 | 12,10,91,000 |
| Indirect Income | 10 | 3,69,24,361 | 2,17,24,979 |
| Total Income | | 14,94,58,671 | 14,28,15,979 |
| Expenditures | | | |
| Employee Cost | 11 | 2,84,71,375 | 2,58,15,358 |
| Financial Expenses | 12 | 2,53,78,700 | 2,40,51,920 |
| Administrative Expenses | 13 | 5,02,30,191 | 4,59,62,542 |
| Total Expenditures | | 10,40,80,266 | 9,58,29,819 |
| Income Before Depreciation | | 4,53,78,405 | 4,69,86,160 |
| Depreciation | 5 | 95,27,159 | 91,11,212 |
| Excess of Income over Expenditures | | 3,58,51,246 | 3,78,74,948 |

For Lakshman Kumar & Associates
Chartered Accountants

(Handwritten Signature)



Lakshman Kumar Amavaram
Proprietor
Membership No. : 260543
Firm No. : 025432S
UDIN :

For Indira Educational & Charitable Trust

(Handwritten Signature)

(Handwritten Signature)



V.G.Raajen R. Indira
Managing T Trustee

Date : December 25, 2023
Place : Chennai

(Handwritten Signature)

PRINCIPAL
PRIYADARSHINI DENTAL COLLEGE & HOSPITAL,
PANDUR - 631 203,
THIRUVALLUR TK & DIST. TAMIL NADU,

(Handwritten Signature)
PRINCIPAL
PRIYADARSHINI DENTAL COLLEGE & HOSPITAL,
PANDUR - 631 203,
THIRUVALLUR TK & DIST. TAMIL NADU

PRIYADARSHINI DENTAL COLLEGE AND HOSPITAL

PRIYADARSHINI DENTAL COLLEGE AND HOSPITAL

Indira Educational and Charitable Trust

Schedules to Income & Expenditure Account For The Year Ended 31st March 2022

Schedule 9 : Direct Income

| Particulars | As on March 31, 2022 | As on March 31, 2021 |
|------------------|-------------------------|-------------------------|
| Tuition Fees | 9,46,97,950 | 10,92,71,000 |
| Value Added Fees | 1,70,57,360 | 1,18,00,000 |
| Break Batch Fees | 7,79,000 | 20,000 |
| Total | 11,25,34,310 | 12,10,91,000 |

Schedule 10 : Indirect Income


| Particulars | As on March 31, 2022 | As on March 31, 2021 |
|---------------------------------------|-------------------------|-------------------------|
| Other Income | 92,78,860 | 1,247 |
| Bus Fare | 20,000 | 6,000 |
| Fine | 7,869 | 2,600 |
| Other Fees | - | 5,299 |
| Application Fee | - | - |
| Transport Fees | 72,75,000 | 64,10,000 |
| Record Note Book Collections | 6,27,792 | 3,71,347 |
| Hostel Fees | 1,84,26,250 | 1,41,80,000 |
| Admission Canceled/Reallocated Income | 2,60,000 | 2,96,000 |
| OPD Collections | 10,28,590 | 4,52,486 |
| Total | 3,69,24,361 | 2,17,24,979 |

Schedule 11 : Employee Cost

| Particulars | As on March 31, 2022 | As on March 31, 2021 |
|------------------------------|-------------------------|-------------------------|
| Salary to staffs | 2,72,40,198 | 2,47,50,751 |
| Employer Contribution to P.F | 1,46,570 | 1,20,998 |
| Staff Welfare | 10,84,608 | 9,43,609 |
| Total | 2,84,71,375 | 2,58,15,358 |

Schedule 12 : Financial Expenses

| Particulars | As on March 31, 2022 | As on March 31, 2021 |
|-------------------|-------------------------|-------------------------|
| Bank Charges | 5,57,524 | 58,930 |
| Interest Bank | 12,299 | 71,12,533 |
| Interest - Others | 2,06,19,594 | 1,57,09,758 |
| Processing Fee | 41,89,283 | 11,70,699 |
| Total | 2,53,78,700 | 2,40,51,920 |



PRINCIPAL
PRIYADARSHINI DENTAL COLLEGE & HOSPITAL,
PANDUR - 631 203.
THIRUVALLUR TK & DIST. TAMIL NADU



PRIYADARSHINI DENTAL COLLEGE AND HOSPITAL
Schedule 13 : Administrative Expenses

| Particulars | As on March 31, 2022 | As on March 31, 2021 |
|------------------------------|-------------------------|-------------------------|
| Admission Expenses | 19,626 | 58,350 |
| Examination Expenses | 9,86,700 | 11,35,069 |
| Guest Lecturer Charges | 30,000 | - |
| Chairman Scholarship | 7,31,000 | 1,90,000 |
| University Affiliation Fees | 8,49,600 | 6,19,500 |
| College Function Expenses | 1,31,000 | 1,44,946 |
| Clinical Expenses | 6,60,441 | 6,34,282 |
| Vehicle Maintance | 76,26,696 | 84,51,879 |
| Advertisement Expenses | 7,38,181 | 3,91,659 |
| Amc Contract | 27,794 | 7,557 |
| Banner | 26,611 | 1,97,042 |
| Seminars/Conference Expenses | 10,65,911 | 8,74,047 |
| Books & Periodicals | 7,74,838 | 50,000 |
| College Expenses | 1,78,851 | 1,51,675 |
| College House Keeping | 72,150 | 7,36,540 |
| Consultancy Charges | 15,76,190 | 15,08,976 |
| Medical Camp Expenses | 50,625 | 92,905 |
| Documentaion Charges | 76,517 | 23,412 |
| Donation | 52,056 | 64,848 |
| Electricity Charges | 18,30,771 | 29,24,184 |
| Garden Expenses | 1,13,696 | 3,64,622 |
| Generator Maintenance | 99,242 | 6,26,710 |
| Guest House Expenses | 5,03,114 | 11,06,059 |
| Mess Expenses | 87,88,897 | 1,00,80,699 |
| Inspection Expenses | 26,20,413 | 29,60,925 |
| Insurance Charges | 4,44,776 | 5,00,000 |
| Lab Expenses | 3,42,295 | 30,000 |
| Office Maintenance | 18,89,683 | 10,800 |
| Pooja Expenses | 1,66,850 | 1,77,484 |
| Postage & Telegram | 4,841 | 9,920 |
| Printing & Stationery | 5,06,061 | 26,973 |
| Rates & Taxes | 73,616 | 5,41,905 |
| Registration Fees | 38,21,205 | 2,36,000 |
| Rent | 84,92,175 | 87,44,259 |
| Repairs & Maintenance | 23,24,317 | 81,000 |
| Security Charges | 12,13,406 | 16,54,535 |
| Temple Donation | 7,000 | 39,350 |
| Temple Expenses | 5,43,657 | 3,68,005 |
| Telephone Expenses | 2,40,318 | 35,988 |
| Travelling & Conveyance | 5,21,425 | 2,630 |
| Uniform Expenses | 7,651 | 1,07,808 |
| Total | 5,02,30,791 | 4,59,62,542 |



PRIYADARSHINI DENTAL COLLEGE & HOSPITAL,
PANDUR - 631 203,
THIRUVALLUR TK & DIST. TAMIL NADU

PRYADARSHINI DENTAL COLLEGE AND HOSPITAL
(Indira Educational and Charitable Trust)

Schedule 5 - Fixed Assets

Fixed Assets Schedule as per Income Tax Act, 1961 as on 31st March 2022

| Sl No. | Particulars | Rate of Depn | WDV as on 01.04.2021 | Additions | | Deletions | Total | Depreciation for the year | WDV as on 31.03.2022 |
|--------|--------------------------------|--------------|----------------------|------------------|--------------------|--------------------|------------------|---------------------------|----------------------|
| | | | | Before Sep | After Sep | | | | |
| 1 | Land & Buildings | | | | | | | | |
| | College Buildings | 10% | 6,87,91,890 | 21,27,251 | 98,57,837 | | 8,07,76,978 | 75,34,806 | 7,31,92,172 |
| | Vehicles | | | | | | | | |
| 2 | Ashokleyland Bus TN20BA 1818 | 15% | 1,73,239 | | | 1,73,239 | 25,986 | 1,47,253 | |
| 3 | Ashok Leyland Bus TN20BA 6699 | 15% | 1,90,782 | | | 1,90,782 | 28,617 | 1,62,165 | |
| 4 | Ashok Leyland Bus TN20 BB 7373 | 15% | 2,04,813 | | | 2,04,813 | 30,722 | 1,74,091 | |
| 5 | Vehicle - TN21D 7899 | 15% | 71,939 | | | 71,939 | 10,791 | 61,148 | |
| 6 | Ashok Leyland Bus TN21AX 3423 | 15% | 35,154 | | | 35,154 | 5,273 | 29,881 | |
| 7 | Tempo Traveller TN20BA5556 | 15% | 1,11,292 | | | 1,11,292 | 16,694 | 94,598 | |
| 8 | Tempo Traveller TN20BF 5742 | 15% | 1,82,823 | | | 1,82,823 | 27,424 | 1,55,399 | |
| 9 | VOLVO CAR | 15% | | | 50,35,011 | 50,35,011 | 3,77,626 | 46,57,385 | |
| | Furniture & Fixtures | | | | | | | | |
| 10 | Board | 10% | 21,785 | | | 21,785 | 2,178 | 19,607 | |
| 11 | Dental Chairs | 10% | 35,91,114 | | | 35,91,114 | 3,59,111 | 32,32,003 | |
| 12 | Fixtures & Fittings | 10% | 1,08,577 | | | 1,08,577 | 10,858 | 97,719 | |
| 13 | Furnitures & Fittings | 10% | 8,10,355 | | | 8,10,355 | 81,035 | 7,29,320 | |
| | Equipments | | | | | | | | |
| 14 | Cameras | 15% | 20,169 | | | 20,169 | 3,025 | 17,144 | |
| 15 | Dental Equipments | 15% | 5,97,003 | | | 5,97,003 | 89,550 | 5,07,453 | |
| 16 | Lab Equipments | 15% | 41,88,896 | | | 41,88,896 | 6,25,334 | 35,63,562 | |
| 17 | Isolalar | 15% | 16,051 | | | 16,051 | 2,408 | 13,643 | |
| 18 | LCD Projector | 15% | 15,561 | | | 15,561 | 2,334 | 13,227 | |
| 19 | O.P. Instruments | 15% | 26,647 | | | 26,647 | 3,997 | 22,650 | |
| 20 | UPS with Battery | 15% | 16,883 | | | 16,883 | 2,532 | 14,351 | |
| 21 | X - Ray Unit | 15% | 1,11,261 | | | 1,11,261 | 16,689 | 94,572 | |
| | Computer & Accessories | | | | | | | | |
| 22 | Computer & Accessories | 40% | 1,06,801 | | | 1,06,801 | 42,721 | 64,080 | |
| | Books | | | | | | | | |
| 23 | Library Books | 15% | 9,29,320 | 2,53,667 | | 11,82,987 | 1,77,448 | 10,05,539 | |
| | Total | | 8,03,02,356 | 23,80,919 | 1,48,92,848 | 9,75,76,122 | 95,27,159 | 8,80,48,963 | |



PRYADARSHINI DENTAL COLLEGE & HOSPITAL
PANDUR - 631 203
THIRUVALLUR TK & DIST. TAMILNADU

2020-21

PRIYADARSHINI DENTAL COLLEGE AND HOSPITAL
(Indira Educational and Charitable Trust)
Balance Sheet as at 31st March 2021

| Particulars | Schedule | As on March 31, 2021 | As on March 31, 2020 |
|--|----------|----------------------|-----------------------|
| Sources of Funds | | | |
| Capital Fund | 1 | 4,28,42,790 | 4,28,42,790 |
| Reserves & Surplus | 2 | 70,38,47,660 | 66,59,72,712 |
| Secured Loans | 3 | 14,68,91,104 | 23,15,36,114 |
| Unsecured Loans | 4 | 2,12,20,294 | 9,49,65,046 |
| Total Sources of Funds | | 91,48,01,848 | 1,03,53,16,662 |
| Application of Funds | | | |
| Fixed Assets | 5 | 8,03,02,355 | 8,17,41,803 |
| Long Term Investments | 6 | 54,08,299 | 52,77,641 |
| Current Assets, Loans & Advances, Deposits | 7 | 5,99,01,351 | 2,98,31,214 |
| Current Liabilities & Provisions | 8 | (76,91,89,842) | (91,84,66,004) |
| Net Working Capital (7-8) | | 82,90,91,193 | 94,82,97,218 |
| Total Application of Funds | | 91,48,01,848 | 1,03,53,16,662 |

For Lakshman Kumar & Associates
Chartered Accountants

[Signature]



Lakshman Kumar Amarasapthi
Proprietor
Membership No. : 260540
Firm No. : 025432S
UDIN :

Date : December 22, 2023
Place : Chennai

For Indira Educational & Charitable Trust

[Signature]

V.G.Raajendran
Managing Trustee

[Signature]
PRINCIPAL
PRIYADARSHINI DENTAL COLLEGE & HOSPITAL,
PANDUR - 631 203.
THIRUVALLUR TK & DIST. TAMIL NADU.

[Signature]
PRINCIPAL
PRIYADARSHINI DENTAL COLLEGE & HOSPITAL,
PANDUR - 631 203.
THIRUVALLUR TK & DIST. TAMIL NADU.

PRIYADARSHINI DENTAL COLLEGE AND HOSPITAL

(Indira Educational and Charitable Trust)

Schedules to Balance Sheet as at 31st March 2021

Schedule 1 : Capital Fund

| Particulars | As on March 31, 2021 | As on March 31, 2020 |
|--------------|-------------------------|-------------------------|
| Corpus Fund | 7,500 | 7,500 |
| General Fund | 4,28,35,290 | 4,28,35,290 |
| Total | 4,28,42,790 | 4,28,42,790 |

Schedule 2 : Reserves & Surplus

| Particulars | As on March 31, 2021 | As on March 31, 2020 |
|---|-------------------------|-------------------------|
| Opening Balance | 66,59,72,712 | 61,81,86,393 |
| Add : Transferred From Income And Expenditure Account | 3,78,74,948 | 4,77,86,318 |
| Closing Balance | 70,38,47,660 | 66,59,72,712 |

Schedule 3 : Secured Loans

| Particulars | As on March 31, 2021 | As on March 31, 2020 |
|----------------------------------|-------------------------|-------------------------|
| HDFC Bank Limited-Car Loan | | |
| Shriram Transport Finance Co Ltd | 28,91,104 | 33,78,868 |
| Hinduja Leyland Finance Ltd | 14,40,00,000 | |
| Indian Overseas Bank | | 228157246.2 |
| Total | 14,68,91,104 | 23,15,36,114 |

Schedule 4 : Unsecured Loans

| Particulars | As on March 31, 2021 | As on March 31, 2020 |
|---------------------------|-------------------------|-------------------------|
| Loan from related parties | 9,27,748 | |
| Loan from Private parties | 2,02,92,546 | 9,49,65,046 |
| Total | 2,12,20,294 | 9,49,65,046 |

Schedule 6 : Long Term Investments

| Particulars | As on March 31, 2021 | As on March 31, 2020 |
|---------------------|-------------------------|-------------------------|
| Fixed Deposit - IOB | 54,08,299 | 52,77,641 |
| Total | 54,08,299 | 52,77,641 |



[Handwritten signature]



[Handwritten signature]
PRINCIPAL
PRIYADARSHINI DENTAL COLLEGE & HOSPITAL,
PANDUR - 631 203.
THIRUVALLUR TK & DIST. TAMIL NADU.

PRIYADARSHINI DENTAL COLLEGE AND HOSPITAL

(Indira Educational and Charitable Trust)

Schedule 7 : Current Assets, Loans & Advances

| Particulars | As on March 31, 2021 | As on March 31, 2020 |
|-------------------|-------------------------|-------------------------|
| Loans & Advances | 2,24,58,515 | 2,36,37,465 |
| Security Deposits | 20,00,000 | 20,00,000 |
| Sundry Debtors | 3,04,57,492 | 41,93,749 |
| Balance with Bank | 4985344.77 | |
| Total | 5,99,01,351 | 2,98,31,214 |

Schedule 8 : Current Liabilities & Provisions

| Particulars | As on March 31, 2021 | As on March 31, 2020 |
|--------------------------------|-------------------------|-------------------------|
| Group Company Balance | (1,24,14,837) | 20,93,380 |
| Group Institution Balance | (77,38,47,052) | (94,06,76,868) |
| Advance received from Students | 1,50,29,936 | 1,25,54,936 |
| Sundry Creditors | 9,15,000 | 9,15,000 |
| Interest Payables | | |
| Provisions | 11,27,111 | 66,47,549 |
| Total | (76,91,89,842) | (91,84,66,004) |



[Handwritten signature]

[Handwritten signature]
PRINCIPAL
PRIYADARSHINI DENTAL COLLEGE & HOSPITAL,
PANDUR - 631 203.
THIRUVALLUR TK & DIST. TAMIL NADU.

PRIYADARSHINI DENTAL COLLEGE AND HOSPITAL
(Indira Educational and Charitable Trust)

Income & Expenditure Account For The Year Ended 31st March 2021

| Particulars | Schedules | As on March 31, 2021 | As on March 31, 2020 |
|---|-----------|-------------------------|-------------------------|
| Income | | | |
| Direct Income | 9 | 12,10,91,000 | 10,10,37,500 |
| Indirect Income | 10 | 2,17,24,979 | 2,30,65,098 |
| Total Income | | 14,28,15,979 | 12,41,02,598 |
| Expenditures | | | |
| Employee Cost | 11 | 2,58,15,358 | 3,23,97,205 |
| Financial Expenses | 12 | 2,40,51,920 | 16,26,481 |
| Administrative Expenses | 13 | 4,59,62,542 | 3,33,34,589 |
| Total Expenditures | | 9,58,29,819 | 6,73,58,275 |
| Income Before Depreciation | | 4,69,86,160 | 5,67,44,323 |
| Depreciation | 5 | 91,11,212 | 89,58,005 |
| Excess of Income over Expenditures | | 3,78,74,948 | 4,77,86,318 |

For Lakshman Kumar & Associates
Chartered Accountants



Lakshman Kumar Amaven
Proprietor

Membership No. : 260543

Firm No. : 025432S

UDIN :

Date : December 22, 2023

Place : Chennai

For Indira Educational & Charitable Trust



V.G. Raajendran
Managing Trustee

R. Indira
Trustee

PRINCIPAL
PRIYADARSHINI DENTAL COLLEGE & HOSPITAL,
PANDUR - 631 203.
THIRUVALLUR TK. & DIST. TAMIL NADU.

PRIYADARSHINI DENTAL COLLEGE AND HOSPITAL

PRIYADARSHINI DENTAL COLLEGE AND HOSPITAL

Indira Educational and Charitable Trust

Schedules to Income & Expenditure Account For The Year Ended 31st March 2021

Schedule 9 : Direct Income

| Particulars | As on March 31, 2021 | As on March 31, 2020 |
|------------------|----------------------|----------------------|
| Tuition Fees | 10,92,71,000 | 8,88,32,500 |
| Value Added Fees | 1,18,00,000 | 1,13,20,000 |
| Break Batch Fees | 20,000 | 8,85,000 |
| Total | 12,10,91,000 | 10,10,37,500 |

Schedule 10 : Indirect Income


| Particulars | As on March 31, 2021 | As on March 31, 2020 |
|---------------------------------------|----------------------|----------------------|
| Other Income | 1,247 | 6,68,943 |
| Bus Fare | 6,000 | 45,000 |
| Fine | 2,600 | 3,650 |
| Other Fees | 5,299 | - |
| Application Fee | - | 4,500 |
| Transport Fees | 64,10,000 | 64,39,600 |
| Record Note Book Collections | 3,71,347 | 8,70,640 |
| Hostel Fees | 1,41,80,000 | 1,25,46,600 |
| Admission Canceled/Reallocated Income | 2,96,000 | - |
| OPD Collections | 4,52,486 | 24,86,165 |
| Total | 2,17,24,979 | 2,30,65,098 |

Schedule 11 : Employee Cost


| Particulars | As on March 31, 2021 | As on March 31, 2020 |
|------------------------------|----------------------|----------------------|
| Salary to staffs | 2,47,50,751 | 3,13,79,690 |
| Employer Contribution to P.F | 1,20,998 | 1,96,575 |
| Staff Welfare | 9,43,609 | 8,20,939 |
| Total | 2,58,15,358 | 3,23,97,205 |

Schedule 12 : Financial Expenses

| Particulars | As on March 31, 2021 | As on March 31, 2020 |
|-------------------|----------------------|----------------------|
| Bank Charges | 58,930 | 47,312 |
| Interest Bank | 71,12,533 | 245 |
| Interest - Others | 1,57,09,758 | 11,49,104 |
| Processing Fee | 11,70,699 | 4,29,820 |
| Total | 2,40,51,920 | 16,26,481 |



PRINCIPAL
PRIYADARSHINI DENTAL COLLEGE & HOSPITAL,
PANDUR - 631 203.
THIRUVALLUR TK & DIST. TAMIL NADU.



PRIYADARSHINI DENTAL COLLEGE AND HOSPITAL
Schedule 13 : Administrative Expenses

| Particulars | As on March 31, 2021 | As on March 31, 2020 |
|------------------------------|-------------------------|-------------------------|
| Admission Expenses | 58,350 | 2,33,595 |
| Examination Expenses | 11,35,069 | 5,03,254 |
| Guest Lecturer Charges | - | 15,070 |
| Chairman Scholarship | 1,90,000 | 6,06,984 |
| University Affiliation Fees | 6,19,500 | 2,70,600 |
| College Function Expenses | 1,44,946 | 1,09,689 |
| Clinical Expenses | 6,34,282 | 5,48,395 |
| Vehicle Maintance | 84,51,879 | 63,32,806 |
| Advertisement Expenses | 3,91,659 | 6,12,946 |
| Amc Contract | 7,557 | 23,078 |
| Banner | 1,97,042 | 22,096 |
| Seminars/Conference Expenses | 8,74,047 | 6,21,264 |
| Books & Periodicals | 50,000 | 6,43,384 |
| College Expenses | 1,51,675 | 1,21,244 |
| College House Keeping | 7,36,540 | 59,910 |
| Consultancy Charges | 15,08,976 | 13,08,785 |
| Medical Camp Expenses | 92,905 | 42,036 |
| Documentaion Charges | 23,412 | 63,536 |
| Donation | 64,848 | 43,224 |
| Electricity Charges | 29,24,184 | 15,20,175 |
| Garden Expenses | 3,64,622 | 94,407 |
| Generator Maintenance | 6,26,710 | 82,405 |
| Guest House Expenses | 11,06,059 | 4,17,760 |
| Mess Expenses | 1,00,80,699 | 72,97,837 |
| Inspection Expenses | 29,60,925 | 5,00,598 |
| Insurance Charges | 5,00,000 | 3,69,318 |
| Lab Expenses | 30,000 | 89,281 |
| Office Maintenance | 10,800 | 15,69,093 |
| Pooja Expenses | 1,77,484 | 1,38,543 |
| Postage & Telegram | 9,920 | 5,664 |
| Printing & Stationery | 26,973 | 61,278 |
| Rates & Taxes | 5,41,905 | 20 |
| Registration Fees | 2,36,000 | 7,83,429 |
| Rent | 87,44,259 | 63,99,718 |
| Repairs & Maintenance | 81,000 | 1,36,882 |
| Security Charges | 16,54,535 | 10,07,548 |
| Temple Donation | 39,350 | 5,812 |
| Temple Expenses | 3,68,005 | 4,51,424 |
| Telephone Expenses | 35,988 | 1,99,547 |
| Travelling & Conveyance | 2,630 | 15,600 |
| Uniform Expenses | 1,07,808 | 6,353 |
| Total | 4,59,62,542 | 3,33,34,589 |



[Handwritten signature]


[Handwritten signature]
PRINCIPAL
PRIYADARSHINI DENTAL COLLEGE & HOSPITAL
PANDUR - 631 203.
THIRUVALLUR TK & DIST. TAMIL NADU.

PRIYADARSHINI DENTAL COLLEGE AND HOSPITAL
(Indira Educational and Charitable Trust)

Schedule 5 : Fixed Assets

Fixed Assets Schedule as per Income Tax Act, 1951 as on 31st March 2021

| Sl No. | Particulars | Rate of Depn | WDV as on 01.04.2020 | Additions | | Deletions | Total | Depreciation for the year | WDV as on 31.03.2021 |
|--------|--|--------------|----------------------|------------------|------------------|-----------|--------------------|---------------------------|----------------------|
| | | | | Before Sep | After Sep | | | | |
| 1 | Land & Buildings College Buildings | 10% | 6,90,95,314 | 13,63,841 | 56,61,737 | | 7,61,20,892 | 73,29,002 | 6,87,91,890 |
| 2 | Vehicles Ashokleyland Bus TN20BA 1818 | 15% | 2,03,811 | | | | 2,03,811 | 30,572 | 1,73,239 |
| 3 | Ashok Leyland Bus TN20BA 6699 | 15% | 2,24,449 | | | | 2,24,449 | 33,667 | 1,90,782 |
| 4 | Ashok Leyland Bus TN20 BB 7373 | 15% | 2,40,957 | | | | 2,40,957 | 36,144 | 2,04,813 |
| 5 | Vehicle - TN21D 7899 | 15% | 84,634 | | | | 84,634 | 12,695 | 71,939 |
| 6 | Ashok Leyland Bus TN21AX 3423 | 15% | 41,358 | | | | 41,358 | 6,204 | 35,154 |
| 7 | Tempo Traveller TN20BA5556 | 15% | 1,30,932 | | | | 1,30,932 | 19,640 | 1,11,292 |
| 8 | Tempo Traveller TN20BF 5742 | 15% | 2,15,086 | | | | 2,15,086 | 32,263 | 1,82,823 |
| 9 | Furniture & Fixtures Board | 10% | 24,206 | | | | 24,206 | 2,421 | 21,785 |
| 10 | Dental Chairs | 10% | 39,90,127 | | | | 39,90,127 | 3,99,013 | 35,91,114 |
| 11 | Fixtures & Fittings | 10% | 1,20,641 | | | | 1,20,641 | 12,064 | 1,08,577 |
| 12 | Furnitures & Fittings Equipments | 10% | 9,00,394 | | | | 9,00,394 | 90,039 | 8,10,355 |
| 13 | Cameras | 15% | 23,728 | | | | 23,728 | 3,559 | 20,169 |
| 14 | Dental Equipments | 15% | 7,02,356 | | | | 7,02,356 | 1,05,353 | 5,97,003 |
| 15 | Lab Equipments | 15% | 47,84,380 | 56,000 | 58,998 | | 48,99,378 | 7,30,482 | 41,68,896 |
| 16 | Isolator | 15% | 18,884 | | | | 18,884 | 2,833 | 16,051 |
| 17 | LCD Projector | 15% | 18,307 | | | | 18,307 | 2,746 | 15,561 |
| 18 | O.P.Instruments | 15% | 31,350 | | | | 31,350 | 4,703 | 26,647 |
| 19 | UPS with Battery | 15% | 19,862 | | | | 19,862 | 2,979 | 16,883 |
| 20 | X - Ray Unit | 15% | 1,30,895 | | | | 1,30,895 | 19,634 | 1,11,261 |
| 21 | Computer & Accessories Computer & Accessories | 40% | 1,78,002 | | | | 1,78,002 | 71,201 | 1,06,801 |
| 22 | Books Library Books | 15% | 5,62,130 | 5,31,188 | | | 10,93,318 | 1,63,998 | 9,29,320 |
| | Total | | 8,17,41,803 | 19,51,029 | 57,20,735 | - | 8,94,13,567 | 91,11,212 | 8,03,02,355 |



PRIYADARSHINI DENTAL COLLEGE & HOSPITAL
PRINCIPAL
THIRUVALLUR, TK & DIST. TAMILNADU
PANDUR - 631 203

2019-20

PRIYADARSHINI DENTAL COLLEGE AND HOSPITAL
(Indira Educational and Charitable Trust)
Balance Sheet as at 31st March 2020

| Particulars | Schedule | As on March 31, 2020 | As on March 31, 2019 |
|--|----------|-----------------------|----------------------|
| Sources of Funds | | | |
| Capital Fund | 1 | 4,28,42,790 | 4,28,42,790 |
| Reserves & Surplus | 2 | 66,59,72,712 | 61,81,86,393 |
| Secured Loans | 3 | 23,15,36,114 | 14,70,34,170 |
| Unsecured Loans | 4 | 9,49,65,046 | 97,40,046 |
| Total Sources of Funds | | 1,03,53,16,662 | 81,78,03,399 |
| Application of Funds | | | |
| Fixed Assets | 5 | 8,17,41,803 | 7,53,12,780 |
| Long Term Investments | 6 | 52,77,641 | 52,00,469 |
| Current Assets, Loans & Advances, Deposits | 7 | 2,98,31,214 | 1,66,29,044 |
| Current Liabilities & Provisions | 8 | (91,84,66,004) | (72,06,61,106) |
| Net Working Capital (7-8) | | 94,82,97,218 | 73,72,90,150 |
| Total Application of Funds | | 1,03,53,16,662 | 81,78,03,399 |

For Lakshman Kumar & Associates
Chartered Accountants

Lakshman Kumar Amavaram
Proprietor
Membership No. : 260543
Firm No. : 025432S
UDIN :

Date : December 20, 2023
Place : Chennai



For Indira Educational & Charitable Trust

V.G.Rajendran
Managing Trustee

R. Indira
Trustee



PRINCIPAL
PRIYADARSHINI DENTAL COLLEGE & HOSPITAL,
PANDUR - 631 203.
THIRUVALLUR TK & DIST. TAMIL NADU.

PRINCIPAL
PRIYADARSHINI DENTAL COLLEGE & HOSPITAL,
PANDUR - 631 203.
THIRUVALLUR TK & DIST. TAMIL NADU

PRIYADARSHINI DENTAL COLLEGE AND HOSPITAL
(Indira Educational and Charitable Trust)
Schedules to Balance Sheet as at 31st March 2020

Schedule 1 : Capital Fund

| Particulars | As on March 31, 2020 | As on March 31, 2019 |
|--------------|----------------------|----------------------|
| Corpus Fund | 7,500 | 7,500 |
| General Fund | 4,28,35,290 | 4,28,35,290 |
| Total | 4,28,42,790 | 4,28,42,790 |

Schedule 2 : Reserves & Surplus

| Particulars | As on March 31, 2020 | As on March 31, 2019 |
|---|----------------------|----------------------|
| Opening Balance | 61,81,86,393 | 56,56,79,352 |
| Add : Transferred From Income And Expenditure Account | 4,77,86,318 | 5,25,07,042 |
| Closing Balance | 66,59,72,712 | 61,81,86,393 |

Schedule 3 : Secured Loans

| Particulars | As on March 31, 2020 | As on March 31, 2019 |
|----------------------------------|----------------------|----------------------|
| HDFC Bank Limited-Car Loan | | |
| Shriram Transport Finance Co Ltd | 33,78,868 | 17,11,441 |
| Hinduja Leyland Finance Ltd | | |
| Indian Overseas Bank | 228157246.2 | 14,53,22,729 |
| Total | 23,15,36,114 | 14,70,34,170 |

Schedule 4 : Unsecured Loans

| Particulars | As on March 31, 2020 | As on March 31, 2019 |
|---------------------------|----------------------|----------------------|
| Loan from related parties | | - |
| Loan from Private parties | 9,49,65,046 | 97,40,046 |
| Total | 9,49,65,046 | 97,40,046 |

Schedule 6 : Long Term Investments

| Particulars | As on March 31, 2020 | As on March 31, 2019 |
|---------------------|----------------------|----------------------|
| Fixed Deposit - IOB | 52,77,641 | 52,00,469 |
| Total | 52,77,641 | 52,00,469 |



[Handwritten signature]



[Handwritten signature]

PRINCIPAL
PRIYADARSHINI DENTAL COLLEGE & HOSPITAL,
PANDUR - 631 203.
THIRUVALLUR TK & DIST. TAMIL NADU

PRIYADARSHINI DENTAL COLLEGE AND HOSPITAL


(Indira Educational and Charitable Trust)

Schedule 7 : Current Assets, Loans & Advances

| Particulars | As on March 31, 2020 | As on March 31, 2019 |
|-------------------|-------------------------|-------------------------|
| Loans & Advances | 2,36,37,465 | 9,42,465 |
| Security Deposits | 20,00,000 | 20,00,000 |
| Sundry Debtors | 41,93,749 | 52,76,889 |
| Balance with Bank | | 8409690 |
| Total | 2,98,31,214 | 1,66,29,044 |

Schedule 8 : Current Liabilities & Provisions

| Particulars | As on March 31, 2020 | As on March 31, 2019 |
|--------------------------------|-------------------------|-------------------------|
| Group Company Balance | 20,93,380 | |
| Group Institution Balance | (94,06,76,868) | (74,72,91,388) |
| Advance received from Students | 1,25,54,936 | |
| Sundry Creditors | 9,15,000 | |
| Interest Payables | | |
| Provisions | 66,47,549 | 2,66,30,282 |
| Total | (91,84,66,004) | (72,06,61,106) |



[Handwritten signature]

[Handwritten signature]

PRINCIPAL
PRIYADARSHINI DENTAL COLLEGE & HOSPITAL,
PANDUR - 631 203.
THIRUVALLUR TK & DIST. TAMIL NADU

PRIYADARSHINI DENTAL COLLEGE AND HOSPITAL

(Indira Educational and Charitable Trust)

Income & Expenditure Account For The Year Ended 31st March 2020

| Particulars | Schedules | As on March 31, 2020 | As on March 31, 2019 |
|---|-----------|----------------------|----------------------|
| Income | | | |
| Direct Income | 9 | 10,10,37,500 | 10,77,69,700 |
| Indirect Income | 10 | 2,30,65,098 | 1,13,23,610 |
| Total Income | | 12,41,02,598 | 11,90,93,310 |
| Expenditures | | | |
| Employee Cost | 11 | 3,23,97,205 | 3,07,11,762 |
| Financial Expenses | 12 | 16,26,481 | 18,11,808 |
| Administrative Expenses | 13 | 3,33,34,589 | 2,53,45,458 |
| Total Expenditures | | 6,73,58,275 | 5,78,69,029 |
| Income Before Depreciation | | 5,67,44,323 | 6,12,24,281 |
| Depreciation | 5 | 89,58,005 | 87,17,240 |
| Excess of Income over Expenditures | | 4,77,86,318 | 5,25,07,042 |

For Lakshankumar & Associates
Chartered Accountants

Lakshman Kumar Aravaram



Lakshman Kumar Aravaram
Proprietor
Membership No. : 260543
Firm No. : 025432S
UDIN :

Date : December 20, 2023
Place : Chennai


For Indira Educational & Charitable Trust

V.G. Raajendran

V.G. Raajendran
Managing Trustee

R. Indira

R. Indira
Trustee



[Signature]
PRINCIPAL
PRIYADARSHINI DENTAL COLLEGE & HOSPITAL,
PANDUR - 631 203,
THIRUVALLUR TK & DIST, TAMIL NADU,

[Signature]
PRINCIPAL
PRIYADARSHINI DENTAL COLLEGE & HOSPITAL,
PANDUR - 631 203,
THIRUVALLUR TK & DIST. TAMIL NADU

PRIYADARSHINI DENTAL COLLEGE AND HOSPITAL

PRIYADARSHINI DENTAL COLLEGE AND HOSPITAL

Indira Educational and Charitable Trust

Schedules to Income & Expenditure Account For The Year Ended 31st March 2020

Schedule 9 : Direct Income

| Particulars | As on March 31, 2020 | As on March 31, 2019 |
|------------------|-------------------------|-------------------------|
| Tuition Fees | 8,88,32,500 | 7,00,65,000 |
| Value Added Fees | 1,13,20,000 | 3,70,04,000 |
| Break Batch Fees | 8,85,000 | 7,00,700 |
| Total | 10,10,37,500 | 10,77,69,700 |

Schedule 10 : Indirect Income


| Particulars | As on March 31, 2020 | As on March 31, 2019 |
|---------------------------------------|-------------------------|-------------------------|
| Other Income | 6,68,943 | 8,86,695 |
| Bus Fare | 45,000 | |
| Fine | 3,650 | 4,950 |
| Other Fees | - | |
| Application Fee | 4,500 | 18,26,750 |
| Transport Fees | 64,39,600 | 95,750 |
| Record Note Book Collections | 8,70,640 | 7,03,000 |
| Hostel Fees | 1,25,46,600 | 59,98,005 |
| Admission Canceled/Reallocated Income | - | |
| OPD Collections | 24,86,165 | 18,08,460 |
| Total | 2,30,65,098 | 1,13,23,610 |

Schedule 11 : Employee Cost

| Particulars | As on March 31, 2020 | As on March 31, 2019 |
|------------------------------|-------------------------|-------------------------|
| Salary to staffs | 3,13,79,690 | 2,98,10,798 |
| Employer Contribution to P.F | 1,96,575 | 1,86,747 |
| Staff Welfare | 8,20,939 | 7,14,217 |
| Total | 3,23,97,205 | 3,07,11,762 |

Schedule 12 : Financial Expenses

| Particulars | As on March 31, 2020 | As on March 31, 2019 |
|-------------------|-------------------------|-------------------------|
| Bank Charges | 47,312 | 84,464 |
| Interest Bank | 245 | 16,257 |
| Interest - Others | 11,49,104 | 7,44,293 |
| Processing Fee | 4,29,820 | 9,66,794 |
| Total | 16,26,481 | 18,11,808 |



Handwritten signature




Handwritten signature

PRIYADARSHINI DENTAL COLLEGE & HOSPITAL,
PANDUR - 631 203,
THIRUVALLUR TK & DIST. TAMIL NADU.

PRIYADARSHINI DENTAL COLLEGE AND HOSPITAL
Schedule 13 : Administrative Expenses

| Particulars | As on March 31, 2020 | As on March 31, 2019 |
|------------------------------|-------------------------|-------------------------|
| Admission Expenses | 2,33,595 | 13,718 |
| Examination Expenses | 5,03,254 | 7,00,047 |
| Guest Lecturer Charges | 15,070 | 80,000 |
| Chairman Scholarship | 6,06,984 | 3,78,256 |
| University Affiliation Fees | 2,70,600 | 5,35,000 |
| College Function Expenses | 1,09,689 | 1,29,276 |
| Clinical Expenses | 5,48,395 | 8,95,891 |
| Vehicle Maintance | 63,32,806 | 43,62,631 |
| Advertisement Expenses | 6,12,946 | 15,329 |
| Amc Contract | 23,078 | 15,898 |
| Banner | 22,096 | 13,770 |
| Seminars/Conference Expenses | 6,21,264 | 5,77,776 |
| Books & Periodicals | 6,43,384 | 4,00,940 |
| College Expenses | 1,21,244 | 2,28,904 |
| College House Keeping | 59,910 | 37,334 |
| Consultancy Charges | 13,08,785 | 80,000 |
| Medical Camp Expenses | 42,036 | 26,196 |
| Documentaion Charges | 63,536 | 39,594 |
| Donation | 43,224 | 26,936 |
| Electricity Charges | 15,20,175 | 12,47,332 |
| Garden Expenses | 94,407 | 58,832 |
| Generator Maintenance | 82,405 | 51,353 |
| Guest House Expenses | 4,17,760 | 2,60,337 |
| Mess Expenses | 72,97,837 | 60,47,815 |
| Inspection Expenses | 5,00,598 | 80,000 |
| Insurance Charges | 3,69,318 | 2,30,149 |
| Lab Expenses | 89,281 | 3,22,348 |
| Office Maintenance | 15,69,093 | 11,20,454 |
| Pooja Expenses | 1,38,543 | 86,336 |
| Postage & Telegram | 5,664 | 4,458 |
| Printing & Stationery | 61,278 | 1,04,210 |
| Rates & Taxes | 20 | 25,012 |
| Registration Fees | 7,83,429 | 6,13,500 |
| Rent | 63,99,718 | 53,07,026 |
| Repairs & Maintenance | 1,36,882 | 1,82,975 |
| Security Charges | 10,07,548 | 6,27,877 |
| Temple Donation | 5,812 | 3,622 |
| Temple Expenses | 4,51,424 | 2,81,315 |
| Telephone Expenses | 1,99,547 | 1,24,353 |
| Travelling & Conveyance | 15,600 | 4,700 |
| Uniform Expenses | 6,353 | 3,959 |
| Total | 3,33,24,589 | 2,53,45,458 |



PRINCIPAL
 PRIYADARSHINI DENTAL COLLEGE & HOSPITAL,
 PANDUR - 631 203,
 THIRUVALLUR TK & DIST. TAMIL NADU

PRIVADARSHINI DENTAL COLLEGE AND HOSPITAL
(Indira Educational and Charitable Trust)

Schedule 5 : Fixed Assets

Fixed Assets Schedule as per Income Tax Act, 1961 as on 31st March 2020

| Sl No. | Particulars | Rate of Depn | WDV as on 01.04.2019 | Additions | | Deletions | Total | Depreciation for the year | WDV as on 31.03.2020 |
|--------|--------------------------------|--------------|----------------------|------------|-------------|-----------|-------------|---------------------------|----------------------|
| | | | | Before Sep | After Sep | | | | |
| 1 | Land & Buildings | 10% | 6,11,40,188 | | 1,48,08,626 | | 7,59,48,814 | 68,54,500 | 6,90,95,314 |
| 2 | College Buildings | | | | | | | | |
| 3 | Vehicles | | | | | | | | |
| 4 | Ashokleyland Bus TN20BA 1818 | 15% | 2,39,778 | | | | 2,39,778 | 35,967 | 2,03,811 |
| 5 | Ashok Leyland Bus TN20BA 6699 | 15% | 2,64,058 | | | | 2,64,058 | 39,609 | 2,24,449 |
| 6 | Ashok Leyland Bus TN20 BB 7373 | 15% | 2,83,479 | | | | 2,83,479 | 42,522 | 2,40,957 |
| 7 | Vehicle - TN21D 7899 | 15% | 99,569 | | | | 99,569 | 14,935 | 84,634 |
| 8 | Ashok Leyland Bus TN21AX 3423 | 15% | 48,657 | | | | 48,657 | 7,299 | 41,358 |
| 9 | Tempo Traveller TN20BA5656 | 15% | 1,54,038 | | | | 1,54,038 | 23,106 | 1,30,932 |
| 10 | Tempo Traveller TN20BF 5742 | 15% | 2,53,042 | | | | 2,53,042 | 37,956 | 2,15,086 |
| 11 | Furniture & Fixtures | | | | | | | | |
| 12 | Board | 10% | 26,896 | | | | 26,896 | 2,690 | 24,206 |
| 13 | Dental Chairs | 10% | 44,33,475 | | | | 44,33,475 | 4,43,348 | 39,90,127 |
| 14 | Fixtures & Fittings | 10% | 1,34,046 | | | | 1,34,046 | 13,405 | 1,20,641 |
| 15 | Furnitures & Fittings | 10% | 9,97,488 | | 2,950 | | 10,00,438 | 1,00,044 | 9,00,394 |
| 16 | Equipments | | | | | | | | |
| 17 | Cameras | 15% | 27,915 | | | | 27,915 | 4,187 | 23,728 |
| 18 | Dental Equipments | 15% | 8,26,301 | | | | 8,26,301 | 1,23,945 | 7,02,356 |
| 19 | Lab Equipments | 15% | 55,69,263 | | | | 55,69,263 | 8,39,485 | 47,29,778 |
| 20 | Isolator | 15% | 22,216 | | 54,602 | | 76,818 | 11,523 | 65,295 |
| 21 | LCD Projector | 15% | 21,538 | | | | 21,538 | 3,332 | 18,206 |
| 22 | O.P. Instruments | 15% | 36,882 | | | | 36,882 | 5,532 | 31,350 |
| 23 | UPS with Battery | 15% | 23,367 | | | | 23,367 | 3,505 | 19,862 |
| 24 | X-Ray Unit | 15% | 1,53,994 | | | | 1,53,994 | 23,099 | 1,30,895 |
| 25 | Computer & Accessories | 60% | 61,309 | | 3,42,580 | | 4,03,889 | 2,49,382 | 1,54,507 |
| 26 | Computer & Accessories | 15% | 4,95,281 | | 14,675 | | 5,09,956 | 86,926 | 4,23,030 |
| 27 | Library Books | | | | | | | | |
| 28 | Total | | 7,55,12,780 | 3,60,205 | 1,50,26,823 | - | 9,06,99,808 | 89,56,005 | 8,17,43,803 |



PRINCIPAL
PRIVADARSHINI DENTAL COLLEGE & HOSPITAL,
PANDUR - 631 203,
THIRUVALLUR TK & DIST. TAMIL NADU

2018-19


PRIYADARSHINI DENTAL COLLEGE AND HOSPITAL
(Indira Educational and Charitable Trust)
Balance Sheet as at 31st March 2019

| Particulars | Schedule | As on March 31, 2019 | As on March 31, 2018 |
|--|----------|----------------------|----------------------|
| Sources of Funds | | | |
| Capital Fund | 1 | 4,28,42,790 | 4,28,42,790 |
| Reserves & Surplus | 2 | 61,81,86,393 | 56,56,79,352 |
| Secured Loans | 3 | 14,70,34,170 | 12,88,29,156 |
| Unsecured Loans | 4 | 97,40,046 | 83,40,046 |
| Total Sources of Funds | | 81,78,03,399 | 74,56,91,344 |
| Application of Funds | | | |
| Fixed Assets | 5 | 7,53,12,780 | 7,98,69,958 |
| Long Term Investments | 6 | 52,00,469 | 25,09,742 |
| Current Assets, Loans & Advances, Deposits | 7 | 1,66,29,044 | 1,19,31,066 |
| Current Liabilities & Provisions | 8 | (72,06,61,106) | (65,13,80,578) |
| Net Working Capital (7-8) | | 73,72,90,150 | 66,33,11,644 |
| Total Application of Funds | | 81,78,03,399 | 74,56,91,344 |

For Lakshmankumar & Associates
Chartered Accountants

Lakshman Kumar Amavalapu
Proprietor
Membership No. : 260543
Firm No. : 025432S
UDIN :

Date : December 18, 2023
Place : Chennai



For Indira Educational & Charitable Trust

V.G.Raajendran
Managing Trustee



PRINCIPAL
PRIYADARSHINI DENTAL COLLEGE & HOSPITAL,
PANDUR - 631 203,
THIRUVALLUR TK & DIST. TAMIL NADU.

PRIYADARSHINI DENTAL COLLEGE AND HOSPITAL
(Indira Educational and Charitable Trust)
Schedules to Balance Sheet as at 31st March 2019

Schedule 1 : Capital Fund

| Particulars | As on March 31, 2019 | As on March 31, 2018 |
|--------------|-------------------------|-------------------------|
| Corpus Fund | 7,500 | 7,500 |
| General Fund | 4,28,35,290 | 4,28,35,290 |
| Total | 4,28,42,790 | 4,28,42,790 |

Schedule 2 : Reserves & Surplus

| Particulars | As on March 31, 2019 | As on March 31, 2018 |
|---|-------------------------|-------------------------|
| Opening Balance | 56,56,79,352 | 51,48,18,300 |
| Add : Transferred From Income And Expenditure Account | 5,25,07,042 | 5,08,61,052 |
| Closing Balance | 61,81,86,393 | 56,56,79,352 |

Schedule 3 : Secured Loans

| Particulars | As on March 31, 2019 | As on March 31, 2018 |
|----------------------------------|-------------------------|-------------------------|
| Shriram Transport Finance Co Ltd | 17,11,441 | 33,73,237 |
| Indian Overseas Bank | 14,53,22,729 | 12,54,55,919 |
| Total | 14,70,34,170 | 12,88,29,156 |

Schedule 4 : Unsecured Loans

| Particulars | As on March 31, 2019 | As on March 31, 2018 |
|---------------------------|-------------------------|-------------------------|
| Loan from Private parties | 97,40,046 | 83,40,046 |
| Total | 97,40,046 | 83,40,046 |

Schedule 6 : Long Term Investments

| Particulars | As on March 31, 2019 | As on March 31, 2018 |
|---------------------|-------------------------|-------------------------|
| Fixed Deposit - IOB | 52,00,469 | 25,09,742 |
| Total | 52,00,469 | 25,09,742 |



[Handwritten signature]

[Handwritten signature]

[Handwritten signature]

PRIYADARSHINI DENTAL COLLEGE AND HOSPITAL


(Indira Educational and Charitable Trust)

Schedule 7 : Current Assets,Loans & Advances

| Particulars | As on March 31, 2019 | As on March 31, 2018 |
|-------------------|-------------------------|-------------------------|
| Loans & Advances | 9,42,465 | 42,465 |
| Security Deposits | 20,00,000 | 20,00,000 |
| Sundry Debtors | 52,76,889 | 93,81,218 |
| Balance with Bank | 8409690 | 5,07,383 |
| Total | 1,66,29,044 | 1,19,31,066 |

Schedule 8 : Current Liabilities & Provisions

| Particulars | As on March 31, 2019 | As on March 31, 2018 |
|---------------------------|-------------------------|-------------------------|
| Group Company Balance | | - |
| Group Institution Balance | (74,72,91,388) | (68,95,87,038) |
| | 2,66,30,282 | 3,82,06,460 |
| Total | (72,06,61,106) | (65,13,80,578) |



[Handwritten signature]

[Handwritten signature]

PRINCIPAL
PRIYADARSHINI DENTAL COLLEGE & HOSPITAL,
PANDUR - 631 203.
THIRUVALLUR TK & DIST. TAMIL NADU.


PRIYADARSHINI DENTAL COLLEGE AND HOSPITAL

(Indira Educational and Charitable Trust)

Income & Expenditure Account For The Year Ended 31st March 2019

| Particulars | Schedules | As on March 31, 2019 | As on March 31, 2018 |
|---|-----------|----------------------|----------------------|
| Income | | | |
| Direct Income | 9 | 10,77,69,700 | 12,24,47,000 |
| Indirect Income | 10 | 1,13,23,610 | 1,09,44,756 |
| Total Income | | 11,90,93,310 | 13,33,91,756 |
| Expenditures | | | |
| Employee Cost | 11 | 3,07,11,762 | 2,75,98,188 |
| Financial Expenses | 12 | 18,11,808 | 2,25,11,888 |
| Administrative Expenses | 13 | 2,53,45,458 | 2,39,32,513 |
| Total Expenditures | | 5,78,69,029 | 7,40,42,589 |
| Income Before Depreciation | | 6,12,24,281 | 5,93,49,167 |
| Depreciation | 5 | 87,17,240 | 84,88,115 |
| Excess of Income over Expenditures | | 5,25,07,042 | 5,08,61,052 |

For Lakshman Kumar & Associates
Chartered Accountants



Lakshman Kumar Amavaram
Proprietor


Membership No. : 260543
Firm No. : 025432S
UDIN :

Date : December 18, 2023
Place : Chennai




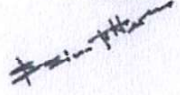
For Indira Educational & Charitable Trust


V.G. Raajendran
Managing Trustee


R. Indira
Trustee




PRINCIPAL
PRIYADARSHINI DENTAL COLLEGE & HOSPITAL,
PANDUR - 631 203.
THIRUVALLUR TK & DIST. TAMIL NADU.


PRINCIPAL
PRIYADARSHINI DENTAL COLLEGE & HOSPITAL,
PANDUR - 631 203.
THIRUVALLUR TK & DIST. TAMIL NADU.

PRIYADARSHINI DENTAL COLLEGE AND HOSPITAL

PRIYADARSHINI DENTAL COLLEGE AND HOSPITAL

Indira Educational and Charitable Trust

Schedules to Income & Expenditure Account For The Year Ended 31st March 2019

Schedule 9 : Direct Income

| Particulars | As on March 31, 2019 | As on March 31, 2018 |
|------------------|-------------------------|-------------------------|
| Tuition Fees | 7,00,65,000 | 5,16,75,000 |
| Value Added Fees | 3,70,04,000 | 7,07,72,000 |
| Break Batch Fees | 7,00,700 | |
| Total | 10,77,69,700 | 12,24,47,000 |

Schedule 10 : Indirect Income



| Particulars | As on March 31, 2019 | As on March 31, 2018 |
|------------------------------|-------------------------|-------------------------|
| Other Income | 8,86,695 | 5,87,316 |
| Fine | 4,950 | |
| Application Fee | 18,26,750 | 6,000 |
| Transport Fees | 95,750 | 21,73,150 |
| Record Note Book Collections | 7,03,000 | 7,28,500 |
| Hostel Fees | 59,98,005 | 57,68,000 |
| OPD Collections | 18,08,460 | 16,81,790 |
| Total | 1,13,23,610 | 1,09,44,756 |

Schedule 11 : Employee Cost

| Particulars | As on March 31, 2019 | As on March 31, 2018 |
|------------------------------|-------------------------|-------------------------|
| Salary to staffs | 2,98,10,798 | 2,68,08,877 |
| Employer Contribution to P.F | 1,86,747 | 1,67,942 |
| Staff Welfare | 7,14,217 | 6,21,369 |
| Total | 3,07,11,762 | 2,75,98,188 |

Schedule 12 : Financial Expenses


| Particulars | As on March 31, 2019 | As on March 31, 2018 |
|-------------------|-------------------------|-------------------------|
| Bank Charges | 84,464 | 1,02,161 |
| Interest Bank | 16,257 | 66,43,187 |
| Interest - Others | 7,44,293 | 1,46,73,093 |
| Processing Fee | 9,66,794 | 10,93,446 |
| Total | 18,11,808 | 2,25,11,888 |



PRINCIPAL
PRIYADARSHINI DENTAL COLLEGE & HOSPITAL,
PANDUR - 631 203.
THIRUVALLUR TK & DIST. TAMIL NADU

PRIYADARSHINI DENTAL COLLEGE AND HOSPITAL
Schedule 13 : Administrative Expenses

| Particulars | As on March 31, 2019 | As on March 31, 2018 |
|------------------------------|-------------------------|-------------------------|
| Admission Expenses | 13,718 | 10,581 |
| Examination Expenses | 7,00,047 | 1,28,740 |
| Guest Lecturer Charges | 80,000 | 35,720 |
| Chairman Scholarship | 3,78,256 | 4,23,521 |
| University Affiliation Fees | 5,35,000 | 4,00,000 |
| College Function Expenses | 1,29,276 | 86,184 |
| Clinical Expenses | 8,95,891 | 7,32,665 |
| Vehicle Maintance | 43,62,631 | 48,84,691 |
| Advertisement Expenses | 15,329 | 17,163 |
| Amc Contract | 15,898 | 17,801 |
| Banner | 13,770 | 15,417 |
| Seminars/Conference Expenses | 5,77,776 | 6,46,916 |
| Books & Periodicals | 4,00,940 | 4,54,529 |
| College Expenses | 2,28,904 | 14,85,335 |
| College House Keeping | 37,334 | 41,802 |
| Consultancy Charges | 80,000 | 89,573 |
| Medical Camp Expenses | 26,196 | 29,331 |
| Documentaion Charges | 39,594 | 44,332 |
| Donation | 26,936 | 30,160 |
| Electricity Charges | 12,47,332 | 10,60,696 |
| Garden Expenses | 58,832 | 65,872 |
| Generator Maintenance | 51,353 | 57,498 |
| Guest House Expenses | 2,60,337 | 2,91,490 |
| Mess Expenses | 60,47,815 | 50,92,036 |
| Inspection Expenses | 80,000 | 2,09,772 |
| Insurance Charges | 2,30,149 | 2,57,690 |
| Lab Expenses | 3,22,348 | 2,13,304 |
| Office Maintenance | 11,20,454 | 1,34,868 |
| Pooja Expenses | 86,336 | 96,668 |
| Postage & Telegram | 4,458 | 8,925 |
| Printing & Stationery | 1,04,210 | 52,365 |
| Rates & Taxes | 25,012 | 28,006 |
| Registration Fees | 6,13,500 | 5,14,250 |
| Rent | 53,07,026 | 49,42,099 |
| Repairs & Maintenance | 1,82,975 | 1,63,020 |
| Security Charges | 6,27,877 | 7,03,012 |
| Temple Donation | 3,622 | 4,056 |
| Temple Expenses | 2,81,315 | 3,14,979 |
| Telephone Expenses | 1,24,353 | 1,39,233 |
| Travelling & Conveyance | 4,700 | 3,780 |
| Uniform Expenses | 3,959 | 4,433 |
| Total | 2,53,45,468 | 2,39,32,513 |



PRIYADARSHINI DENTAL COLLEGE AND HOSPITAL
PANDUR - 631 203.
THIRUVALLUR TK & DIST. TAMIL NADU

PRIYADARSHINI DENTAL COLLEGE AND HOSPITAL
(Indira Educational and Charitable Trust)

Schedule 5 : Fixed Assets

Fixed Assets Schedule as per Income Tax Act, 1961 as on 31st March 2019

| Sl No. | Particulars | Rate of Depn | WDV as on 01.04.2018 | | Additions | | Deletions | Total | Depreciation for the year | WDV as on 31.03.2019 |
|--------|--|--------------|----------------------|-----------------|------------------|-----------------|--------------------|------------------|---------------------------|----------------------|
| | | | Before Sep | After Sep | Before Sep | After Sep | | | | |
| 1 | Land & Buildings College Buildings | 10% | 6,39,09,319 | - | 38,12,422 | - | 6,77,21,741 | 65,81,553 | 6,11,40,188 | |
| 2 | Vehicles Ashokleyland Bus TN20BA 1818 | 15% | 2,82,082 | - | - | - | 2,82,082 | 42,314 | 2,39,778 | |
| 3 | Ashok Leyland Bus TN20BA 6699 | 15% | 3,10,656 | - | - | - | 3,10,656 | 46,598 | 2,64,058 | |
| 4 | Ashok Leyland Bus TN20 BB 7373 | 15% | 3,33,505 | - | - | - | 3,33,505 | 50,026 | 2,83,479 | |
| 5 | Vehicle - TN21D 7899 | 15% | 1,17,140 | - | - | - | 1,17,140 | 17,571 | 99,569 | |
| 6 | Ashok Leyland Bus TN21AX 3423 | 15% | 6,87,744 | - | - | 6,30,500 | 57,244 | 8,587 | 48,657 | |
| 7 | Tempo Traveller TN20BA5556 | 15% | 1,81,221 | - | - | - | 1,81,221 | 27,183 | 1,54,038 | |
| 8 | Tempo Traveller TN20BF 5742 | 15% | 2,97,697 | - | - | - | 2,97,697 | 44,655 | 2,53,042 | |
| 9 | Furniture & Fixtures Board | 10% | 29,884 | - | - | - | 29,884 | 2,884 | 26,896 | |
| 10 | Dental Chairs | 10% | 49,26,083 | - | - | - | 49,26,083 | 4,92,608 | 44,33,475 | |
| 11 | Fixtures & Fittings | 10% | 1,48,940 | - | - | - | 1,48,940 | 14,894 | 1,34,046 | |
| 12 | Furnitures & Fittings Equipments | 10% | 11,08,320 | - | - | - | 11,08,320 | 1,10,832 | 9,97,488 | |
| 13 | Cameras | 15% | 32,841 | - | - | - | 32,841 | 4,526 | 27,915 | |
| 14 | Dental Equipments | 15% | 9,72,118 | - | - | - | 9,72,118 | 1,45,818 | 8,26,301 | |
| 15 | Lab Equipments | 15% | 58,75,356 | - | 1,88,900 | - | 65,35,406 | 9,66,143 | 55,69,263 | |
| 16 | Isolator | 15% | 26,136 | - | - | - | 26,136 | 3,920 | 22,216 | |
| 17 | LCD Projector | 15% | 25,339 | - | - | - | 25,339 | 3,801 | 21,538 | |
| 18 | O.P. Instruments | 15% | 43,391 | - | - | - | 43,391 | 6,509 | 36,882 | |
| 19 | UPS with Battery | 15% | 27,491 | - | - | - | 27,491 | 4,124 | 23,367 | |
| 20 | X - Ray Unit | 15% | 1,81,170 | - | - | - | 1,81,170 | 27,175 | 1,53,994 | |
| 21 | Computer & Accessories Computer & Accessories | 60% | 30,553 | - | 21,702 | - | 1,09,980 | 48,670 | 61,309 | |
| 22 | Books Library Books | 15% | 3,22,962 | - | - | - | 3,22,962 | 66,344 | 4,95,281 | |
| | Total | | 7,98,69,958 | 4,92,852 | 42,97,710 | 6,30,500 | 8,40,30,020 | 87,17,240 | 7,53,12,780 | |



PRINCIPAL
PRIYADARSHINI DENTAL COLLEGE & HOSPITAL,
PANDUR - 631 203.
THIRUVALLUR TK & DIST. TAMIL NADU