

6.4.2 Institution conducts internal and external financial audits regularly

2022-23


PRIYADARSHINI DENTAL COLLEGE AND HOSPITAL
(Indira Educational and Charitable Trust)
Balance Sheet as at 31st March 2023

Particulars	Schedule	As on March 31, 2023	As on March 31, 2022
Sources of Funds			
Capital Fund	1	4,28,42,790	4,28,42,790
Reserves & Surplus	2	75,27,46,205	73,96,98,905
Secured Loans	3	13,28,03,249	14,35,64,028
Unsecured Loans	4	2,70,65,286	1,99,30,286
Total Sources of Funds		95,54,57,531	94,60,36,009
Application of Funds			
Fixed Assets	5	9,63,07,050	8,80,48,963
Long Term Investments	6	58,12,579	55,48,349
Current Assets, Loans & Advances, Deposits	7	15,91,62,506	14,34,35,324
Current Liabilities & Provisions	8	(69,41,75,396)	(70,90,03,374)
Net Working Capital (7-8)		85,33,37,902	85,24,38,697
Total Application of Funds		95,54,57,531	94,60,36,009

For Lakshman Kumar & Associates
Chartered Accountants

Lakshman Kumar Amavaram
Proprietor
Membership No. : 260543
Firm No. : 025432S
UDIN :

Date : December 29, 2023
Place : Chennai



For Indira Educational & Charitable Trust

V.G.Raajendran
Managing Trustee

R. Indira
Trustee



PRINCIPAL
PRIYADARSHINI DENTAL COLLEGE & HOSPITAL,
PANDUR - 631 203.
THIRUVALLUR TK & DIST. TAMIL NADU.

PRINCIPAL
PRIYADARSHINI DENTAL COLLEGE & HOSPITAL,
PANDUR - 631 203.
THIRUVALLUR TK & DIST. TAMIL NADU.

PRIYADARSHINI DENTAL COLLEGE AND HOSPITAL

(Indira Educational and Charitable Trust)

Schedules to Balance Sheet as at 31st March 2023

Schedule 1 : Capital Fund

Particulars	As on March 31, 2023	As on March 31, 2022
Corpus Fund	7,500	7,500
General Fund	4,28,35,290	4,28,35,290
Total	4,28,42,790	4,28,42,790

Schedule 2 : Reserves & Surplus

Particulars	As on March 31, 2023	As on March 31, 2022
Opening Balance	73,96,98,905	70,38,47,660
Add : Transferred From Income And Expenditure Account	1,30,47,300	3,58,51,246
Closing Balance	75,27,46,205	73,96,98,905

Schedule 3 : Secured Loans


Particulars	As on March 31, 2023	As on March 31, 2022
HDFC Bank Limited-Car Loan	29,38,711	35,87,506
Shriram Transport Finance Co Ltd		13,09,430
Hinduja Leyland Finance Ltd	129864538	13,86,67,092
Indian Overseas Bank		
Total	13,28,03,249	14,35,64,028

Schedule 4 : Unsecured Loans


Particulars	As on March 31, 2023	As on March 31, 2022
Loan from related parties	1,90,240	1,90,240
Loan from Private parties	2,68,75,046	1,97,40,046
Total	2,70,65,286	1,99,30,286

Schedule 6 : Long Term Investments

Particulars	As on March 31, 2023	As on March 31, 2022
Fixed Deposit - IOB	58,12,579	55,48,349
Total	58,12,579	55,48,349



Handwritten signature



Handwritten signature
PRINCIPAL
PRIYADARSHINI DENTAL COLLEGE & HOSPITAL,
PANDUR - 631 203.
THIRUVALLUR TK & DIST. TAMIL NADU

PRIYADARSHINI DENTAL COLLEGE AND HOSPITAL


(Indira Educational and Charitable Trust)

Schedule 7 : Current Assets,Loans & Advances


Particulars	As on March 31, 2023	As on March 31, 2022
Loans & Advances	2,27,47,465	2,27,23,440
Security Deposits	6,03,82,917	6,07,84,217
Sundry Debtors	7,59,64,333	5,36,66,549
Balance with Bank	67,790	6261116.85
Total	15,91,62,506	14,34,35,324

Schedule 8 : Current Liabilities & Provisions

Particulars	As on March 31, 2023	As on March 31, 2022
Group Company Balance	(1,25,55,451)	(1,25,55,451)
Group Institution Balance	(70,56,84,455)	(72,13,24,933)
Advance received from Students	1,82,21,469	2,22,80,426
Sundry Creditors	9,42,354	9,35,000
Interest Payables	28,79,705	-
Provisions	20,20,982	16,61,584
Total	(69,41,75,396)	(70,90,03,374)



[Handwritten signature]



[Handwritten signature]



PRINCIPAL
PRIYADARSHINI DENTAL COLLEGE & HOSPITAL,
PANDUR - 631 203.
THIRUVALLUR TK & DIST. TAMIL NADU

PRIYADARSHINI DENTAL COLLEGE AND HOSPITAL
(Indira Educational and Charitable Trust)

Income & Expenditure Account For The Year Ended 31st March 2023

Particulars	Schedules	As on March 031, 2023	As on March 31, 2022
Income			
Direct Income	9	13,25,14,000	11,25,34,310
Indirect Income	10	4,04,23,043	3,69,24,361
Total Income		17,29,37,043	14,94,58,671
Expenditures			
Employee Cost	11	3,76,81,684	2,84,71,375
Financial Expenses	12	3,71,93,944	2,53,78,700
Administrative Expenses	13	7,41,75,083	5,02,30,191
Total Expenditures		14,90,50,711	10,40,80,266
Income Before Depreciation		2,38,86,332	4,53,78,405
Depreciation	5	1,08,39,032	95,27,159
Excess of Income over Expenditures		1,30,47,300	3,58,51,246


For Lakshmankumar & Associates
Chartered Accountants



Lakshman Kumar Amavarapu
Proprietor
Membership No. : 260543
Firm No. : 025432S
UDIN :

Date : December 29, 2023
Place : Chennai


For Indira Educational & Charitable Trust




V.G. Raajendran
Managing Trustee

R. Indira
Trustee


PRINCIPAL
PRIYADARSHINI DENTAL COLLEGE & HOSPITAL,
PANDUR - 631 203.
THIRUVALLUR TK & DIST. TAMIL NADU.


PRINCIPAL
PRIYADARSHINI DENTAL COLLEGE & HOSPITAL,
PANDUR - 631 203.
THIRUVALLUR TK & DIST. TAMIL NADU

PRIYADARSHINI DENTAL COLLEGE AND HOSPITAL

PRIYADARSHINI DENTAL COLLEGE AND HOSPITAL

Indira Educational and Charitable Trust

Schedules to Income & Expenditure Account For The Year Ended 31st March 2023

Schedule 9 : Direct Income

Particulars	As on March 031, 2023	As on March 31, 2022
Tuition Fees	10,98,13,000	9,46,97,950
Value Added Fees	2,26,37,000	1,70,57,360
Break Batch Fees	64,000	7,79,000
Total	13,25,14,000	11,25,34,310

Schedule 10 : Indirect Income


Particulars	As on March 031, 2023	As on March 31, 2022
Other Income	6,370	92,78,860
Bus Fare	11,000	20,000
Fine	14,575	7,869
Other Fees	34,25,030	-
Application Fee	72,500	-
Transport Fees	83,55,000	72,75,000
Record Note Book Collections	6,34,525	6,27,792
Hostel Fees	2,54,77,000	1,84,26,250
Admision Canceleed/Reallocated Income	1,95,000	2,60,000
OPD Collections	22,32,043	10,28,590
Total	4,04,23,043	3,69,24,361

Schedule 11 : Employee Cost

Particulars	As on March 031, 2023	As on March 31, 2022
Salary to staffs	3,62,08,185.75	2,72,40,198
Employer Contribution to P.F	2,26,822.95	1,46,570
Staff Welfare	12,46,675.35	10,84,608
Total	3,76,81,684	2,84,71,375

Schedule 12 : Financial Expenses

Particulars	As on March 031, 2023	As on March 31, 2022
Bank Charges	1,32,448	5,57,524
Interest Bank	86,12,625	12,299
Interest - Others	2,70,31,262	2,06,19,594
Processing Fee	14,17,609	41,89,283
Total	3,71,93,944	2,53,78,700



Principal
PRINCIPAL
 PRIYADARSHINI DENTAL COLLEGE & HOSPITAL,
 PANDUR - 631 203.
 THIRUVALLUR TK & DIST. TAMIL NADU.



PRIYADARSHINI DENTAL COLLEGE AND HOSPITAL
Schedule 13 : Administrative Expenses


Particulars	As on March 031, 2023	As on March 31, 2022
Admission Expenses	25,000	19,626
Examination Expenses	7,13,315	9,86,700
Guest Lecturer Charges	15,000	30,000
Chairman Scholarship	21,21,550	7,31,000
University Affiliation Fees	15,93,000	8,49,600
College Function Expenses	3,91,745	1,31,000
Clinical Expenses	15,74,358	6,60,441
Vehicle Maintance	1,02,34,449	76,26,696
Advertisement Expenses	4,74,264	7,38,181
Amc Contract	9,151	27,794
Banner	2,38,599	26,611
Seminars/Conference Expenses	13,56,731	10,65,911
Books & Periodicals	8,90,618	7,74,838
College Expenses	4,10,406	1,78,851
College House Keeping	8,91,882	72,150
Consultancy Charges	18,27,231	15,76,190
Medical Camp Expenses	1,12,500	50,625
Documentaion Charges	28,350	76,517
Donation	78,525	52,056
Electricity Charges	35,40,918	18,30,771
Garden Expenses	4,41,524	1,13,696
Generator Maintenance	7,58,888	99,242
Guest House Expenses	13,39,336	5,03,114
Mess Expenses	1,22,06,801	87,88,897
Inspection Expenses	35,85,409	26,20,413
Insurance Charges	10,80,131	4,44,776
Lab Expenses	4,36,063	3,42,295
Office Maintenance	22,23,156	18,89,683
Pooja Expenses	2,14,916	1,66,850
Postage & Telegram	8,675	4,841
Printing & Stationery	7,39,820	5,06,061
Rates & Taxes	6,56,197	73,616
Registration Fees	21,03,728	38,21,205
Rent	1,05,88,496	84,92,175
Repairs & Maintenance	59,84,355	23,24,317
Security Charges	20,03,490	12,13,406
Temple Donation	47,649	7,000
Temple Expenses	4,45,621	5,43,657
Telephone Expenses	4,21,155	2,40,318
Travelling & Conveyance	22,31,538	5,21,425
Uniform Expenses	1,30,545	7,651
Total	7,41,75,083	5,02,30,191

PRIYADARSHINI DENTAL COLLEGE AND HOSPITAL
(Indira Educational and Charitable Trust)

Schedule 5 : Fixed Assets

Fixed Assets Schedule as per Income Tax Act, 1961 as on 31st March 2023

Sl No.	Particulars	Rate of Depn	WDV as on 01.04.2022	Additions		Deletions	Total	Depreciation for the year	WDV as on 31.03.2023
				Before Sep	After Sep				
1	Land & Buildings College Buildings	10%	7,31,92,172	40,06,805	74,41,209	-	8,46,40,186	80,91,958	7,65,48,228
2	Vehicles Ashokleyland Bus TN20BA 1818	15%	1,47,253				1,47,253	22,088	1,25,165
3	Ashok Leyland Bus TN20BA 6699	15%	1,62,165				1,62,165	24,325	1,37,840
4	Ashok Leyland Bus TN20 BB 7373	15%	1,74,091				1,74,091	26,114	1,47,977
5	Vehicle - TN21D 7899	15%	61,148				61,148	9,172	51,976
6	Ashok Leyland Bus TN21AX 3423	15%	29,881				29,881	4,482	25,399
7	Tempo Traveller TN20BA5556	15%	94,598				94,598	14,190	80,408
8	Tempo Traveller TN20BF 5742	15%	1,55,399				1,55,399	23,310	1,32,089
9	VOLVO CAR Furniture & Fixtures	15%	46,57,385				46,57,385	6,98,608	39,58,777
10	Board	10%	19,607				19,607	1,961	17,646
11	Dental Chairs	10%	32,32,003	53,70,000			86,02,003	8,60,200	77,41,803
12	Fixtures & Fittings	10%	97,719				97,719	9,772	87,947
13	Furnitures & Fittings Equipments	10%	7,29,320	1,20,400			25,13,520	1,68,162	23,45,358
14	Cameras	15%	17,144				17,144	2,572	14,572
15	Dental Equipments	15%	5,07,453				5,07,453	76,118	4,31,335
16	Lab Equipments	15%	35,43,562				35,43,562	5,31,534	30,12,028
17	Isolator	15%	13,643				13,643	2,046	11,597
18	LCD Projector	15%	13,227	1,14,460			1,27,687	19,153	1,08,534
19	O.P. Instruments	15%	22,650				22,650	3,398	19,252
20	UPS with Battery	15%	14,351				14,351	2,153	12,198
21	X - Ray Unit	15%	94,572				94,572	14,186	80,386
22	Computer & Accessories Books	40%	64,080				64,080	25,632	38,448
23	Library Books	15%	10,05,539	3,80,445			13,85,984	2,07,898	11,78,086
	Total		8,80,48,963	99,92,110	91,05,009	-	10,71,46,082	1,08,39,032	9,63,07,050



PRINCIPAL
PRIYADARSHINI DENTAL COLLEGE & HOSPITAL,
PANDUR - 631 203,
THIRUVALLUR TK & DIST. TAMIL NADU.

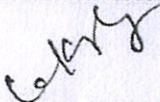



2021-22

PRIYADARSHINI DENTAL COLLEGE AND HOSPITAL
(Indira Educational and Charitable Trust)
Balance Sheet as at 31st March 2022

Particulars	Schedule	As on March 31, 2022	As on March 31, 2021
Sources of Funds			
Capital Fund	1	4,28,42,790	4,28,42,790
Reserves & Surplus	2	73,96,98,905	70,38,47,660
Secured Loans	3	14,35,64,028	14,68,91,104
Unsecured Loans	4	1,99,30,286	2,12,20,294
Total Sources of Funds		94,60,36,009	91,48,01,848
Application of Funds			
Fixed Assets	5	8,80,48,963	8,03,02,355
Long Term Investments	6	55,48,349	54,08,299
Current Assets, Loans & Advances, Deposits	7	14,34,35,324	5,99,01,351
Current Liabilities & Provisions	8	(70,90,03,374)	(76,91,89,842)
Net Working Capital (7-8)		85,24,38,697	82,90,91,193
Total Application of Funds		94,60,36,009	91,48,01,848


For Lakshman Kumar & Associates
Chartered Accountants



Lakshman Kumar Amavaram
Proprietor
Membership No. : 260543
Firm No. : 025432S
UDIN :





Date : December 25, 2023
Place : Chennai

For Indira Educational & Charitable Trust


V.G. Raajendran
Managing Trustee




PRINCIPAL
PRIYADARSHINI DENTAL COLLEGE & HOSPITAL,
PANDUR - 631 203,
THIRUVALLUR TK & DIST. TAMIL NADU.


PRINCIPAL
PRIYADARSHINI DENTAL COLLEGE & HOSPITAL,
PANDUR - 631 203,
THIRUVALLUR TK & DIST. TAMIL NADU.

PRIYADARSHINI DENTAL COLLEGE AND HOSPITAL

(Indira Educational and Charitable Trust)

Schedules to Balance Sheet as at 31st March 2022

Schedule 1 : Capital Fund

Particulars	As on March 31, 2022	As on March 31, 2021
Corpus Fund	7,500	7,500
General Fund	4,28,35,290	4,28,35,290
Total	4,28,42,790	4,28,42,790

Schedule 2 : Reserves & Surplus

Particulars	As on March 31, 2022	As on March 31, 2021
Opening Balance	70,38,47,660	66,59,72,712
Add : Transferred From Income And Expenditure Account	3,58,51,246	3,78,74,948
Closing Balance	73,96,98,905	70,38,47,660

Schedule 3 : Secured Loans



Particulars	As on March 31, 2022	As on March 31, 2021
HDFC Bank Limited-Car Loan	35,87,506	
Shriram Transport Finance Co Ltd	13,09,430	28,91,104
Hinduja Leyland Finance Ltd	13,86,67,092	14,40,00,000
Indian Overseas Bank		
Total	14,35,64,028	14,68,91,104

Schedule 4 : Unsecured Loans

Particulars	As on March 31, 2022	As on March 31, 2021
Loan from related parties	1,90,240	9,27,748
Loan from Private parties	1,97,40,046	2,02,92,546
Total	1,99,30,286	2,12,20,294

Schedule 6 : Long Term Investments

Particulars	As on March 31, 2022	As on March 31, 2021
Fixed Deposit - IOB	55,48,349	54,08,299
Total	55,48,349	54,08,299



PRINCIPAL
PRIYADARSHINI DENTAL COLLEGE & HOSPITAL,
PANDUR - 631 203.
THIRUVALLUR TK & DIST. TAMIL NADU.

PRIYADARSHINI DENTAL COLLEGE AND HOSPITAL

(Indira Educational and Charitable Trust)

Schedule 7 : Current Assets, Loans & Advances

Particulars	As on March 31, 2022	As on March 31, 2021
Loans & Advances	2,27,23,440	2,24,58,515
Security Deposits	6,07,84,217	20,00,000
Sundry Debtors	5,36,66,549	3,04,57,492
Balance with Bank	6261116.85	4985344.77
Total	14,34,35,324	5,99,01,351

Schedule 8 : Current Liabilities & Provisions

Particulars	As on March 31, 2022	As on March 31, 2021
Group Company Balance	(1,25,55,451)	(1,24,14,837)
Group Institution Balance	(72,13,24,933)	(77,38,47,052)
Advance received from Students	2,22,80,426	1,50,29,936
Sundry Creditors	9,35,000	9,15,000
Interest Payables	-	-
Provisions	16,61,584	11,27,111
Total	(70,90,03,374)	(76,91,89,842)



Handwritten signature

Handwritten signature

PRINCIPAL
PRIYADARSHINI DENTAL COLLEGE & HOSPITAL,
PANDUR - 631 203.
THIRUVALLUR TK & DIST. TAMIL NADU.

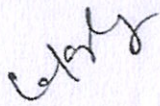
PRIYADARSHINI DENTAL COLLEGE AND HOSPITAL

(Indira Educational and Charitable Trust)

Income & Expenditure Account For The Year Ended 31st March 2022

Particulars	Schedules	As on March 31, 2022	As on March 31, 2021
Income			
Direct Income	9	11,25,34,310	12,10,91,000
Indirect Income	10	3,69,24,361	2,17,24,979
Total Income		14,94,58,671	14,28,15,979
Expenditures			
Employee Cost	11	2,84,71,375	2,58,15,358
Financial Expenses	12	2,53,78,700	2,40,51,920
Administrative Expenses	13	5,02,30,191	4,59,62,542
Total Expenditures		10,40,80,266	9,58,29,819
Income Before Depreciation		4,53,78,405	4,69,86,160
Depreciation	5	95,27,159	91,11,212
Excess of Income over Expenditures		3,58,51,246	3,78,74,948

For Lakshman Kumar & Associates
Chartered Accountants






Lakshman Kumar Amavaram
Proprietor
Membership No. : 260543
Firm No. : 025432S
UDIN :




For Indira Educational & Charitable Trust


V.G.Raajen R. Indira
Managing T Trustee



Date : December 25, 2023
Place : Chennai



PRINCIPAL
PRIYADARSHINI DENTAL COLLEGE & HOSPITAL,
PANDUR - 631 203,
THIRUVALLUR TK & DIST. TAMIL NADU,



PRINCIPAL
PRIYADARSHINI DENTAL COLLEGE & HOSPITAL,
PANDUR - 631 203,
THIRUVALLUR TK & DIST. TAMIL NADU

PRIYADARSHINI DENTAL COLLEGE AND HOSPITAL

PRIYADARSHINI DENTAL COLLEGE AND HOSPITAL

Indira Educational and Charitable Trust

Schedules to Income & Expenditure Account For The Year Ended 31st March 2022

Schedule 9 : Direct Income

Particulars	As on March 31, 2022	As on March 31, 2021
Tuition Fees	9,46,97,950	10,92,71,000
Value Added Fees	1,70,57,360	1,18,00,000
Break Batch Fees	7,79,000	20,000
Total	11,25,34,310	12,10,91,000

Schedule 10 : Indirect Income


Particulars	As on March 31, 2022	As on March 31, 2021
Other Income	92,78,860	1,247
Bus Fare	20,000	6,000
Fine	7,869	2,600
Other Fees	-	5,299
Application Fee	-	-
Transport Fees	72,75,000	64,10,000
Record Note Book Collections	6,27,792	3,71,347
Hostel Fees	1,84,26,250	1,41,80,000
Admission Canceled/Reallocated Income	2,60,000	2,96,000
OPD Collections	10,28,590	4,52,486
Total	3,69,24,361	2,17,24,979

Schedule 11 : Employee Cost


Particulars	As on March 31, 2022	As on March 31, 2021
Salary to staffs	2,72,40,198	2,47,50,751
Employer Contribution to P.F	1,46,570	1,20,998
Staff Welfare	10,84,608	9,43,609
Total	2,84,71,375	2,58,15,358

Schedule 12 : Financial Expenses

Particulars	As on March 31, 2022	As on March 31, 2021
Bank Charges	5,57,524	58,930
Interest Bank	12,299	71,12,533
Interest - Others	2,06,19,594	1,57,09,758
Processing Fee	41,89,283	11,70,699
Total	2,53,78,700	2,40,51,920




PRINCIPAL
PRIYADARSHINI DENTAL COLLEGE & HOSPITAL,
PANDUR - 631 203,
THIRUVALLUR TK & DIST. TAMIL NADU



PRIYADARSHINI DENTAL COLLEGE AND HOSPITAL
Schedule 13 : Administrative Expenses

Particulars	As on March 31, 2022	As on March 31, 2021
Admission Expenses	19,626	58,350
Examination Expenses	9,86,700	11,35,069
Guest Lecturer Charges	30,000	-
Chairman Scholarship	7,31,000	1,90,000
University Affiliation Fees	8,49,600	6,19,500
College Function Expenses	1,31,000	1,44,946
Clinical Expenses	6,60,441	6,34,282
Vehicle Maintance	76,26,696	84,51,879
Advertisement Expenses	7,38,181	3,91,659
Amc Contract	27,794	7,557
Banner	26,611	1,97,042
Seminars/Conference Expenses	10,65,911	8,74,047
Books & Periodicals	7,74,838	50,000
College Expenses	1,78,851	1,51,675
College House Keeping	72,150	7,36,540
Consultancy Charges	15,76,190	15,08,976
Medical Camp Expenses	50,625	92,905
Documentaion Charges	76,517	23,412
Donation	52,056	64,848
Electricity Charges	18,30,771	29,24,184
Garden Expenses	1,13,696	3,64,622
Generator Maintenance	99,242	6,26,710
Guest House Expenses	5,03,114	11,06,059
Mess Expenses	87,88,897	1,00,80,699
Inspection Expenses	26,20,413	29,60,925
Insurance Charges	4,44,776	5,00,000
Lab Expenses	3,42,295	30,000
Office Maintenance	18,89,683	10,800
Pooja Expenses	1,66,850	1,77,484
Postage & Telegram	4,841	9,920
Printing & Stationery	5,06,061	26,973
Rates & Taxes	73,616	5,41,905
Registration Fees	38,21,205	2,36,000
Rent	84,92,175	87,44,259
Repairs & Maintenance	23,24,317	81,000
Security Charges	12,13,406	16,54,535
Temple Donation	7,000	39,350
Temple Expenses	5,43,657	3,68,005
Telephone Expenses	2,40,318	35,988
Travelling & Conveyance	5,21,425	2,630
Uniform Expenses	7,651	1,07,808
Total	5,02,30,191	4,59,62,542





PRIYADARSHINI DENTAL COLLEGE & HOSPITAL,
PANDUR - 631 203,
THIRUVALLUR TK & DIST. TAMIL NADU

PRIVADARSHINI DENTAL COLLEGE AND HOSPITAL
(Indira Educational and Charitable Trust)
Schedule 5 : Fixed Assets

Fixed Assets Schedule as per Income Tax Act, 1961 as on 31st March 2022

Sl.No.	Particulars	Rate of Depn	WDV as on 01.04.2021	Additions		Deletions	Total	Depreciation for the year	WDV as on 31.03.2022
				Before Sep	After Sep				
1	Land & Buildings	10%	6,87,91,890	21,27,251	98,57,837		8,07,76,978	75,84,806	7,31,92,172
2	College Buildings						1,73,239	25,986	1,47,253
3	Vehicles	15%	1,73,239				1,90,782	28,617	1,62,165
4	Ashok Leyland Bus TN20BA 1818	15%	1,90,782				2,04,813	30,722	1,74,091
5	Ashok Leyland Bus TN20 BB 7373	15%	2,04,813				71,939	10,791	61,148
6	Vehicle - TN21D 7899	15%	71,939				35,154	5,273	29,881
7	Ashok Leyland Bus TN21AX 3423	15%	35,154				1,11,292	16,694	94,598
8	Tempo Traveller TN20BA5556	15%	1,11,292				1,82,823	27,424	1,55,399
9	Tempo Traveller TN20BF 5742	15%	1,82,823	50,35,011			50,35,011	3,77,626	46,57,385
	Furniture & Fixtures								
10	Board	10%	21,785				21,785	2,178	19,607
11	Dental Chairs	10%	35,91,114				35,91,114	3,59,111	32,32,003
12	Fixtures & Fittings	10%	1,08,577				1,08,577	10,858	97,719
13	Furnitures & Fittings	10%	8,10,355				8,10,355	81,035	7,29,320
	Equipments								
14	Cameras	15%	20,169				20,169	3,025	17,144
15	Dental Equipments	15%	5,97,003				5,97,003	89,550	5,07,453
16	Lab Equipments	15%	41,68,896				41,68,896	6,25,334	35,43,562
17	Isolator	15%	16,051				16,051	2,408	13,643
18	LCD Projector	15%	15,561				15,561	2,334	13,227
19	O.P.Instruments	15%	26,647				26,647	3,997	22,650
20	UPS with Battery	15%	16,883				16,883	2,532	14,351
21	X - Ray Unit	15%	1,11,261				1,11,261	16,689	94,572
	Computer & Accessories								
22	Computer & Accessories	40%	1,06,801				1,06,801	42,721	64,080
	Books								
23	Library Books	15%	9,29,320	2,53,667			11,82,987	1,77,448	10,05,539
	Total		8,03,02,355	23,80,919	1,48,92,848	-	9,75,76,122	95,27,159	8,80,48,963



PRINCIPAL
PRIVADARSHINI DENTAL COLLEGE & HOSPITAL,
PANDUR - 631 203, TAMIL NADU
THIRUVALLUR T.K. & DIST. TAMIL NADU

2020-21

PRIYADARSHINI DENTAL COLLEGE AND HOSPITAL
(Indira Educational and Charitable Trust)
Balance Sheet as at 31st March 2021

Particulars	Schedule	As on March 31, 2021	As on March 31, 2020
Sources of Funds			
Capital Fund	1	4,28,42,790	4,28,42,790
Reserves & Surplus	2	70,38,47,660	66,59,72,712
Secured Loans	3	14,68,91,104	23,15,36,114
Unsecured Loans	4	2,12,20,294	9,49,65,046
Total Sources of Funds		91,48,01,848	1,03,53,16,662
Application of Funds			
Fixed Assets	5	8,03,02,355	8,17,41,803
Long Term Investments	6	54,08,299	52,77,641
Current Assets, Loans & Advances, Deposits	7	5,99,01,351	2,98,31,214
Current Liabilities & Provisions	8	(76,91,89,842)	(91,84,66,004)
Net Working Capital (7-8)		82,90,91,193	94,82,97,218
Total Application of Funds		91,48,01,848	1,03,53,16,662

For Lakshman Kumar & Associates
Chartered Accountants

[Signature]



Lakshman Kumar Am
Proprietor
Membership No. : 26054
Firm No. : 025432S
UDIN :

Date : December 22, 2023
Place : Chennai

For Indira Educational & Charitable Trust

[Signature]
V.G.Raajendran
Managing Trustee



[Signature]
PRINCIPAL
PRIYADARSHINI DENTAL COLLEGE & HOSPITAL,
PANDUR - 631 203,
THIRUVALLUR TK & DIST. TAMIL NADU.

[Signature]
PRINCIPAL
PRIYADARSHINI DENTAL COLLEGE & HOSPITAL,
PANDUR - 631 203,
THIRUVALLUR TK & DIST. TAMIL NADU.

PRIYADARSHINI DENTAL COLLEGE AND HOSPITAL

(Indira Educational and Charitable Trust)

Schedules to Balance Sheet as at 31st March 2021

Schedule 1 : Capital Fund

Particulars	As on March 31, 2021	As on March 31, 2020
Corpus Fund	7,500	7,500
General Fund	4,28,35,290	4,28,35,290
Total	4,28,42,790	4,28,42,790

Schedule 2 : Reserves & Surplus

Particulars	As on March 31, 2021	As on March 31, 2020
Opening Balance	66,59,72,712	61,81,86,393
Add : Transferred From Income And Expenditure Account	3,78,74,948	4,77,86,318
Closing Balance	70,38,47,660	66,59,72,712

Schedule 3 : Secured Loans

Particulars	As on March 31, 2021	As on March 31, 2020
HDFC Bank Limited-Car Loan		
Shriram Transport Finance Co Ltd	28,91,104	33,78,868
Hinduja Leyland Finance Ltd	14,40,00,000	
Indian Overseas Bank		228157246.2
Total	14,68,91,104	23,15,36,114

Schedule 4 : Unsecured Loans

Particulars	As on March 31, 2021	As on March 31, 2020
Loan from related parties	9,27,748	
Loan from Private parties	2,02,92,546	9,49,65,046
Total	2,12,20,294	9,49,65,046

Schedule 6 : Long Term Investments

Particulars	As on March 31, 2021	As on March 31, 2020
Fixed Deposit - IOB	54,08,299	52,77,641
Total	54,08,299	52,77,641



[Handwritten signature]



[Handwritten signature]
PRINCIPAL
PRIYADARSHINI DENTAL COLLEGE & HOSPITAL,
PANDUR - 631 203.
THIRUVALLUR TK & DIST. TAMIL NADU.

PRIYADARSHINI DENTAL COLLEGE AND HOSPITAL

(Indira Educational and Charitable Trust)

Schedule 7 : Current Assets, Loans & Advances

Particulars	As on March 31, 2021	As on March 31, 2020
Loans & Advances	2,24,58,515	2,36,37,465
Security Deposits	20,00,000	20,00,000
Sundry Debtors	3,04,57,492	41,93,749
Balance with Bank	4985344.77	
Total	5,99,01,351	2,98,31,214

Schedule 8 : Current Liabilities & Provisions

Particulars	As on March 31, 2021	As on March 31, 2020
Group Company Balance	(1,24,14,837)	20,93,380
Group Institution Balance	(77,38,47,052)	(94,06,76,868)
Advance received from Students	1,50,29,936	1,25,54,936
Sundry Creditors	9,15,000	9,15,000
Interest Payables		
Provisions	11,27,111	66,47,549
Total	(76,91,89,842)	(91,84,66,004)



[Handwritten signature]

[Handwritten signature]
PRINCIPAL
PRIYADARSHINI DENTAL COLLEGE & HOSPITAL,
PANDUR - 631 203.
THIRUVALLUR TK & DIST. TAMIL NADU.

PRIYADARSHINI DENTAL COLLEGE AND HOSPITAL
(Indira Educational and Charitable Trust)

Income & Expenditure Account For The Year Ended 31st March 2021

Particulars	Schedules	As on March 31, 2021	As on March 31, 2020
Income			
Direct Income	9	12,10,91,000	10,10,37,500
Indirect Income	10	2,17,24,979	2,30,65,098
Total Income		14,28,15,979	12,41,02,598
Expenditures			
Employee Cost	11	2,58,15,358	3,23,97,205
Financial Expenses	12	2,40,51,920	16,26,481
Administrative Expenses	13	4,59,62,542	3,33,34,589
Total Expenditures		9,58,29,819	6,73,58,275
Income Before Depreciation		4,69,86,160	5,67,44,323
Depreciation	5	91,11,212	89,58,005
Excess of Income over Expenditures		3,78,74,948	4,77,86,318

For Lakshman Kumar & Associates
Chartered Accountants




Lakshman Kumar Amavaram
Proprietor

Membership No. : 260543
Firm No. : 025432S
UDIN :

Date : December 22, 2023
Place : Chennai

For Indira Educational & Charitable Trust



V.G. Raajendran
Managing Trustee

R. Indira
Trustee

PRINCIPAL
PRIYADARSHINI DENTAL COLLEGE & HOSPITAL,
PANDUR - 631 203.
THIRUVALLUR TK & DIST. TAMIL NADU.

PRIYADARSHINI DENTAL COLLEGE AND HOSPITAL

PRIYADARSHINI DENTAL COLLEGE AND HOSPITAL

Indira Educational and Charitable Trust

Schedules to Income & Expenditure Account For The Year Ended 31st March 2021

Schedule 9 : Direct Income

Particulars	As on March 31, 2021	As on March 31, 2020
Tuition Fees	10,92,71,000	8,88,32,500
Value Added Fees	1,18,00,000	1,13,20,000
Break Batch Fees	20,000	8,85,000
Total	12,10,91,000	10,10,37,500

Schedule 10 : Indirect Income


Particulars	As on March 31, 2021	As on March 31, 2020
Other Income	1,247	6,68,943
Bus Fare	6,000	45,000
Fine	2,600	3,650
Other Fees	5,299	-
Application Fee	-	4,500
Transport Fees	64,10,000	64,39,600
Record Note Book Collections	3,71,347	8,70,640
Hostel Fees	1,41,80,000	1,25,46,600
Admission Canceled/Reallocated Income	2,96,000	-
OPD Collections	4,52,486	24,86,165
Total	2,17,24,979	2,30,65,098

Schedule 11 : Employee Cost


Particulars	As on March 31, 2021	As on March 31, 2020
Salary to staffs	2,47,50,751	3,13,79,690
Employer Contribution to P.F	1,20,998	1,96,575
Staff Welfare	9,43,609	8,20,939
Total	2,58,15,358	3,23,97,205

Schedule 12 : Financial Expenses

Particulars	As on March 31, 2021	As on March 31, 2020
Bank Charges	58,930	47,312
Interest Bank	71,12,533	245
Interest - Others	1,57,09,758	11,49,104
Processing Fee	11,70,699	4,29,820
Total	2,40,51,920	16,26,481



PRINCIPAL
PRIYADARSHINI DENTAL COLLEGE & HOSPITAL,
PANDUR - 631 203.
THIRUVALLUR TK & DIST. TAMIL NADU.



PRIYADARSHINI DENTAL COLLEGE AND HOSPITAL
Schedule 13 : Administrative Expenses

Particulars	As on March 31, 2021	As on March 31, 2020
Admission Expenses	58,350	2,33,595
Examination Expenses	11,35,069	5,03,254
Guest Lecturer Charges	-	15,070
Chairman Scholarship	1,90,000	6,06,984
University Affiliation Fees	6,19,500	2,70,600
College Function Expenses	1,44,946	1,09,689
Clinical Expenses	6,34,282	5,48,395
Vehicle Maintance	84,51,879	63,32,806
Advertisement Expenses	3,91,659	6,12,946
Amc Contract	7,557	23,078
Banner	1,97,042	22,096
Seminars/Conference Expenses	8,74,047	6,21,264
Books & Periodicals	50,000	6,43,384
College Expenses	1,51,675	1,21,244
College House Keeping	7,36,540	59,910
Consultancy Charges	15,08,976	13,08,785
Medical Camp Expenses	92,905	42,036
Documentaion Charges	23,412	63,536
Donation	64,848	43,224
Electricity Charges	29,24,184	15,20,175
Garden Expenses	3,64,622	94,407
Generator Maintenance	6,26,710	82,405
Guest House Expenses	11,06,059	4,17,760
Mess Expenses	1,00,80,699	72,97,837
Inspection Expenses	29,60,925	5,00,598
Insurance Charges	5,00,000	3,69,318
Lab Expenses	30,000	89,281
Office Maintenance	10,800	15,69,093
Pooja Expenses	1,77,484	1,38,543
Postage & Telegram	9,920	5,664
Printing & Stationery	26,973	61,278
Rates & Taxes	5,41,905	20
Registration Fees	2,36,000	7,83,429
Rent	87,44,259	63,99,718
Repairs & Maintenance	81,000	1,36,882
Security Charges	16,54,535	10,07,548
Temple Donation	39,350	5,812
Temple Expenses	3,68,005	4,51,424
Telephone Expenses	35,988	1,99,547
Travelling & Conveyance	2,630	15,600
Uniform Expenses	1,07,808	6,353
	4,59,62,542	3,33,34,589




PRINCIPAL
PRIYADARSHINI DENTAL COLLEGE & HOSPITAL
PANDUR - 631 203.
THIRUVALLUR TK & DIST. TAMIL NADU.

PRİYADARSHINI DENTAL COLLEGE AND HOSPITAL
(Indira Educational and Charitable Trust)
Schedule 5 : Fixed Assets

Fixed Assets Schedule as per Income Tax Act, 1961 as on 31st March 2021

Sl No.	Particulars	Rate of Depn	WDV as on 01.04.2020	Additions		Deletions	Total	Depreciation for the year	WDV as on 31.03.2021
				Before Sep	After Sep				
1	Land & Buildings College Buildings	10%	6,90,95,314	13,63,841	56,61,737		7,61,20,892	73,29,002	6,87,91,890
	Vehicles								
2	Ashokleyland Bus TN20BA 1818	15%	2,03,811				2,03,811	30,572	1,73,239
3	Ashok Leyland Bus TN20BA 6699	15%	2,24,449				2,24,449	33,667	1,90,782
4	Ashok Leyland Bus TN20 BB 7373	15%	2,40,957				2,40,957	36,144	2,04,813
5	Vehicle - TN21D 7899	15%	84,634				84,634	12,695	71,939
6	Ashok Leyland Bus TN21AX 3423	15%	41,358				41,358	6,204	35,154
7	Tempo Traveller TN20BA5556	15%	1,30,932				1,30,932	19,640	1,11,292
8	Tempo Traveller TN20BF 5742	15%	2,15,086				2,15,086	32,263	1,82,823
9	Furniture & Fixtures								
	Board	10%	24,206				24,206	2,421	21,785
10	Dental Chairs	10%	39,90,127				39,90,127	3,99,013	35,91,114
11	Fixtures & Fittings	10%	1,20,641				1,20,641	12,064	1,08,577
12	Furnitures & Fittings	10%	9,00,394				9,00,394	90,039	8,10,355
	Equipments								
13	Cameras	15%	23,728				23,728	3,559	20,169
14	Dental Equipments	15%	7,02,356				7,02,356	1,05,353	5,97,003
15	Lab Equipments	15%	47,84,380	56,000	58,998		48,99,378	7,30,482	41,68,896
16	Isolator	15%	18,884				18,884	2,833	16,051
17	LCD Projector	15%	18,307				18,307	2,746	15,561
18	O.P. Instruments	15%	31,350				31,350	4,703	26,647
19	UPS with Battery	15%	19,862				19,862	2,979	16,883
20	X - Ray Unit	15%	1,30,895				1,30,895	19,634	1,11,261
	Computer & Accessories								
21	Computer & Accessories	40%	1,78,002				1,78,002	71,201	1,06,801
	Books								
22	Library Books	15%	5,62,130	5,31,188			10,93,318	1,63,998	9,29,320
	Total		8,17,41,803	19,51,029	57,20,735	-	8,94,13,567	91,11,212	8,03,02,355



PRİYADARSHINI DENTAL COLLEGE & HOSPITAL
PRINCIPAL
THIRUVALLUR, TK & DIST. TAMIL NADU
PANALUR - 631 203

2019-20


PRIYADARSHINI DENTAL COLLEGE AND HOSPITAL
(Indira Educational and Charitable Trust)
Balance Sheet as at 31st March 2020

Particulars	Schedule	As on March 31, 2020	As on March 31, 2019
Sources of Funds			
Capital Fund	1	4,28,42,790	4,28,42,790
Reserves & Surplus	2	66,59,72,712	61,81,86,393
Secured Loans	3	23,15,36,114	14,70,34,170
Unsecured Loans	4	9,49,65,046	97,40,046
Total Sources of Funds		1,03,53,16,662	81,78,03,399
Application of Funds			
Fixed Assets	5	8,17,41,803	7,53,12,780
Long Term Investments	6	52,77,641	52,00,469
Current Assets, Loans & Advances, Deposits	7	2,98,31,214	1,66,29,044
Current Liabilities & Provisions	8	(91,84,66,004)	(72,06,61,106)
Net Working Capital (7-8)		94,82,97,218	73,72,90,150
Total Application of Funds		1,03,53,16,662	81,78,03,399

For Lakshman Kumar & Associates
Chartered Accountants

Lakshman Kumar Amavaram
Proprietor
Membership No. : 260543
Firm No. : 025432S
UDIN :


Date : December 20, 2023
Place : Chennai



For Indira Educational & Charitable Trust

V.G.Raajendran
Managing Trustee

R. Indira
Trustee



PRINCIPAL
PRIYADARSHINI DENTAL COLLEGE & HOSPITAL,
PANDUR - 631 203.
THIRUVALLUR TK & DIST. TAMIL NADU.

PRINCIPAL
PRIYADARSHINI DENTAL COLLEGE & HOSPITAL,
PANDUR - 631 203.
THIRUVALLUR TK & DIST. TAMIL NADU

PRIYADARSHINI DENTAL COLLEGE AND HOSPITAL

(Indira Educational and Charitable Trust)

Schedules to Balance Sheet as at 31st March 2020

Schedule 1 : Capital Fund

Particulars	As on March 31, 2020	As on March 31, 2019
Corpus Fund	7,500	7,500
General Fund	4,28,35,290	4,28,35,290
Total	4,28,42,790	4,28,42,790

Schedule 2 : Reserves & Surplus

Particulars	As on March 31, 2020	As on March 31, 2019
Opening Balance	61,81,86,393	56,56,79,352
Add : Transferred From Income And Expenditure Account	4,77,86,318	5,25,07,042
Closing Balance	66,59,72,712	61,81,86,393

Schedule 3 : Secured Loans

Particulars	As on March 31, 2020	As on March 31, 2019
HDFC Bank Limited-Car Loan		
Shriram Transport Finance Co Ltd	33,78,868	17,11,441
Hinduja Leyland Finance Ltd		
Indian Overseas Bank	228157246.2	14,53,22,729
Total	23,15,36,114	14,70,34,170

Schedule 4 : Unsecured Loans

Particulars	As on March 31, 2020	As on March 31, 2019
Loan from related parties		-
Loan from Private parties	9,49,65,046	97,40,046
Total	9,49,65,046	97,40,046

Schedule 6 : Long Term Investments

Particulars	As on March 31, 2020	As on March 31, 2019
Fixed Deposit - IOB	52,77,641	52,00,469
Total	52,77,641	52,00,469



[Handwritten signature]



[Handwritten signature]


PRINCIPAL
PRIYADARSHINI DENTAL COLLEGE & HOSPITAL,
PANDUR - 631 203.
THIRUVALLUR TK & DIST. TAMIL NADU

PRIYADARSHINI DENTAL COLLEGE AND HOSPITAL
 (Indira Educational and Charitable Trust)
Schedule 7 : Current Assets,Loans & Advances

Particulars	As on March 31, 2020	As on March 31, 2019
Loans & Advances	2,36,37,465	9,42,465
Security Deposits	20,00,000	20,00,000
Sundry Debtors	41,93,749	52,76,889
Balance with Bank		8409690
Total	2,98,31,214	1,66,29,044

Schedule 8 : Current Liabilities & Provisions

Particulars	As on March 31, 2020	As on March 31, 2019
Group Company Balance	20,93,380	
Group Institution Balance	(94,06,76,868)	(74,72,91,388)
Advance received from Students	1,25,54,936	
Sundry Creditors	9,15,000	
Interest Payables		
Provisions	66,47,549	2,66,30,282
Total	(91,84,66,004)	(72,06,61,106)



[Handwritten signature]

[Handwritten signature]

PRINCIPAL
PRIYADARSHINI DENTAL COLLEGE & HOSPITAL,
PANDUR - 631 203.
THIRUVALLUR TK & DIST. TAMIL NADU


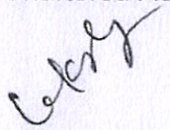
PRIYADARSHINI DENTAL COLLEGE AND HOSPITAL

(Indira Educational and Charitable Trust)

Income & Expenditure Account For The Year Ended 31st March 2020

Particulars	Schedules	As on March 31, 2020	As on March 31, 2019
Income			
Direct Income	9	10,10,37,500	10,77,69,700
Indirect Income	10	2,30,65,098	1,13,23,610
Total Income		12,41,02,598	11,90,93,310
Expenditures			
Employee Cost	11	3,23,97,205	3,07,11,762
Financial Expenses	12	16,26,481	18,11,808
Administrative Expenses	13	3,33,34,589	2,53,45,458
Total Expenditures		6,73,58,275	5,78,69,029
Income Before Depreciation		5,67,44,323	6,12,24,281
Depreciation	5	89,58,005	87,17,240
Excess of Income over Expenditures		4,77,86,318	5,25,07,042


For Lakshman Kumar & Associates
Chartered Accountants




Lakshman Kumar Aravaram
Proprietor
Membership No. : 260543
Firm No. : 025432S
UDIN :

Date : December 20, 2023
Place : Chennai


For Indira Educational & Charitable Trust




V.G. Raajendran
Managing Trustee



R. Indira
Trustee




PRINCIPAL
PRIYADARSHINI DENTAL COLLEGE & HOSPITAL,
PANDUR - 631 203,
THIRUVALLUR TK & DIST. TAMIL NADU,
PRINCIPAL
PRIYADARSHINI DENTAL COLLEGE & HOSPITAL,
PANDUR - 631 203,
THIRUVALLUR TK & DIST. TAMIL NADU

PRIYADARSHINI DENTAL COLLEGE AND HOSPITAL

PRIYADARSHINI DENTAL COLLEGE AND HOSPITAL

Indira Educational and Charitable Trust

Schedules to Income & Expenditure Account For The Year Ended 31st March 2020

Schedule 9 : Direct Income

Particulars	As on March 31, 2020	As on March 31, 2019
Tuition Fees	8,88,32,500	7,00,65,000
Value Added Fees	1,13,20,000	3,70,04,000
Break Batch Fees	8,85,000	7,00,700
Total	10,10,37,500	10,77,69,700

Schedule 10 : Indirect Income


Particulars	As on March 31, 2020	As on March 31, 2019
Other Income	6,68,943	8,86,695
Bus Fare	45,000	
Fine	3,650	4,950
Other Fees	-	
Application Fee	4,500	18,26,750
Transport Fees	64,39,600	95,750
Record Note Book Collections	8,70,640	7,03,000
Hostel Fees	1,25,46,600	59,98,005
Admission Canceled/Reallocated Income	-	
OPD Collections	24,86,165	18,08,460
Total	2,30,65,098	1,13,23,610

Schedule 11 : Employee Cost

Particulars	As on March 31, 2020	As on March 31, 2019
Salary to staffs	3,13,79,690	2,98,10,798
Employer Contribution to P.F	1,96,575	1,86,747
Staff Welfare	8,20,939	7,14,217
Total	3,23,97,205	3,07,11,762

Schedule 12 : Financial Expenses

Particulars	As on March 31, 2020	As on March 31, 2019
Bank Charges	47,312	84,464
Interest Bank	245	16,257
Interest - Others	11,49,104	7,44,293
Processing Fee	4,29,820	9,66,794
Total	16,26,481	18,11,808





[Handwritten signature]



[Handwritten signature]
 PRIYADARSHINI DENTAL COLLEGE & HOSPITAL,
 PANDUR - 631 203,
 THIRUVALLUR TK & DIST. TAMIL NADU.

PRIYADARSHINI DENTAL COLLEGE AND HOSPITAL
Schedule 13 : Administrative Expenses


Particulars	As on March 31, 2020	As on March 31, 2019
Admission Expenses	2,33,595	13,718
Examination Expenses	5,03,254	7,00,047
Guest Lecturer Charges	15,070	80,000
Chairman Scholarship	6,06,984	3,78,256
University Affiliation Fees	2,70,600	5,35,000
College Function Expenses	1,09,689	1,29,276
Clinical Expenses	5,48,395	8,95,891
Vehicle Maintance	63,32,806	43,62,631
Advertisement Expenses	6,12,946	15,329
Amc Contract	23,078	15,898
Banner	22,096	13,770
Seminars/Conference Expenses	6,21,264	5,77,776
Books & Periodicals	6,43,384	4,00,940
College Expenses	1,21,244	2,28,904
College House Keeping	59,910	37,334
Consultancy Charges	13,08,785	80,000
Medical Camp Expenses	42,036	26,196
Documentaion Charges	63,536	39,594
Donation	43,224	26,936
Electricity Charges	15,20,175	12,47,332
Garden Expenses	94,407	58,832
Generator Maintenance	82,405	51,353
Guest House Expenses	4,17,760	2,60,337
Mess Expenses	72,97,837	60,47,815
Inspection Expenses	5,00,598	80,000
Insurance Charges	3,69,318	2,30,149
Lab Expenses	89,281	3,22,348
Office Maintenance	15,69,093	11,20,454
Pooja Expenses	1,38,543	86,336
Postage & Telegram	5,664	4,458
Printing & Stationery	61,278	1,04,210
Rates & Taxes	20	25,012
Registration Fees	7,83,429	6,13,500
Rent	63,99,718	53,07,026
Repairs & Maintenance	1,36,882	1,82,975
Security Charges	10,07,548	6,27,877
Temple Donation	5,812	3,622
Temple Expenses	4,51,424	2,81,315
Telephone Expenses	1,99,547	1,24,353
Travelling & Conveyance	15,600	4,700
Uniform Expenses	6,353	3,959
Total	8,33,34,589	2,53,45,458



PRINCIPAL
 PRIYADARSHINI DENTAL COLLEGE & HOSPITAL,
 PANDUR - 631 203,
 THIRUVALLUR TK & DIST. TAMIL NADU

PRIVADARSHINI DENTAL COLLEGE AND HOSPITAL
(Indira Educational and Charitable Trust)
Schedule 5 : Fixed Assets
Fixed Assets Schedule as per Income Tax Act, 1961 as on 31st March 2020

Sl No.	Particulars	Rate of Depn	WDV as on 01.04.2019	Additions		Deletions	Total	Depreciation for the year	WDV as on 31.03.2020
				Before Sep	After Sep				
1	Land & Buildings	10%	6,11,40,188		1,48,09,626		7,59,49,814	68,54,500	6,90,95,314
2	College Buildings	15%	2,39,778				2,39,778	35,967	2,03,811
3	Vehicles	15%	2,64,058				2,64,058	2,24,449	39,609
4	Ashok Leyland Bus TN20BA 1818	15%	2,83,479				2,83,479	42,522	2,40,957
5	Ashok Leyland Bus TN20BB 7373	15%	99,569				99,569	84,634	14,935
6	Vehicle - TN21D 7899	15%	48,657				48,657	7,289	41,368
7	Ashok Leyland Bus TN21AX 3423	15%	1,54,038				1,54,038	23,106	1,30,932
8	Tempo Traveller TN20BA5556	15%	2,53,042				2,53,042	37,956	2,15,086
9	Tempo Traveller TN20BF 5742	15%							
	Furniture & Fixtures								
9	Board	10%	26,896				26,896	2,690	24,206
10	Dental Chairs	10%	44,33,475				44,33,475	4,43,348	39,90,127
11	Fixtures & Fittings	10%	1,34,046				1,34,046	13,405	1,20,641
12	Furniture & Fittings	10%	9,97,488	2,950			10,00,438	1,00,044	9,00,394
	Equipments								
13	Cameras	15%	27,915				27,915	4,187	23,728
14	Dental Equipments	15%	8,26,301				8,26,301	1,23,945	7,02,356
15	Lab Equipments	15%	55,69,263		54,602		56,23,865	8,39,485	47,84,380
16	Isolator	15%	22,216				22,216	3,332	18,884
17	LCD Projector	15%	21,538				21,538	3,231	18,307
18	O.P. Instruments	15%	36,882				36,882	5,532	31,350
19	UPS with Battery	15%	23,367				23,367	3,505	19,862
20	X - Ray Unit	15%	1,53,994				1,53,994	23,099	1,30,895
	Computer & Accessories								
21	Computer & Accessories	60%	61,309	3,42,580	23,495		4,27,384	2,49,382	1,78,002
22	Books	15%	4,95,281	14,675	1,39,100		6,49,056	86,926	5,62,130
	Library Books								
	Total		7,53,12,780	3,60,205	1,50,26,823	-	9,05,99,808	89,56,005	8,17,41,803



[Handwritten signature]

PRINCIPAL
PRIVADARSHINI DENTAL COLLEGE & HOSPITAL,
PANDUR - 631 203.
THIRUVALLUR TK & DIST. TAMIL NADU


2018-19

PRIYADARSHINI DENTAL COLLEGE AND HOSPITAL
(Indira Educational and Charitable Trust)
Balance Sheet as at 31st March 2019

Particulars	Schedule	As on March 31, 2019	As on March 31, 2018
Sources of Funds			
Capital Fund	1	4,28,42,790	4,28,42,790
Reserves & Surplus	2	61,81,86,393	56,56,79,352
Secured Loans	3	14,70,34,170	12,88,29,156
Unsecured Loans	4	97,40,046	83,40,046
Total Sources of Funds		81,78,03,399	74,56,91,344
Application of Funds			
Fixed Assets	5	7,53,12,780	7,98,69,958
Long Term Investments	6	52,00,469	25,09,742
Current Assets, Loans & Advances, Deposits	7	1,66,29,044	1,19,31,066
Current Liabilities & Provisions	8	(72,06,61,106)	(65,13,80,578)
Net Working Capital (7-8)		73,72,90,150	66,33,11,644
Total Application of Funds		81,78,03,399	74,56,91,344

For Lakshman Kumar & Associates
Chartered Accountants


Lakshman Kumar Amavaram
Proprietor
Membership No. : 260543
Firm No. : 025432S
UDIN :



Date : December 18, 2023
Place : Chennai

For Indira Educational & Charitable Trust

V.G. Rajendran
Managing Trustee



PRINCIPAL
PRIYADARSHINI DENTAL COLLEGE & HOSPITAL,
PANDUR - 631 203.
THIRUVALLUR TK & DIST. TAMIL NADU.

PRIYADARSHINI DENTAL COLLEGE AND HOSPITAL
(Indira Educational and Charitable Trust)
Schedules to Balance Sheet as at 31st March 2019

Schedule 1 : Capital Fund

Particulars	As on March 31, 2019	As on March 31, 2018
Corpus Fund	7,500	7,500
General Fund	4,28,35,290	4,28,35,290
Total	4,28,42,790	4,28,42,790

Schedule 2 : Reserves & Surplus

Particulars	As on March 31, 2019	As on March 31, 2018
Opening Balance	56,56,79,352	51,48,18,300
Add : Transferred From Income And Expenditure Account	5,25,07,042	5,08,61,052
Closing Balance	61,81,86,393	56,56,79,352

Schedule 3 : Secured Loans


Particulars	As on March 31, 2019	As on March 31, 2018
Shriram Transport Finance Co Ltd	17,11,441	33,73,237
Indian Overseas Bank	14,53,22,729	12,54,55,919
Total	14,70,34,170	12,88,29,156

Schedule 4 : Unsecured Loans

Particulars	As on March 31, 2019	As on March 31, 2018
Loan from Private parties	97,40,046	83,40,046
Total	97,40,046	83,40,046

Schedule 6 : Long Term Investments


Particulars	As on March 31, 2019	As on March 31, 2018
Fixed Deposit - IOB	52,00,469	25,09,742
Total	52,00,469	25,09,742



Handwritten signature in black ink.

Handwritten signature in blue ink.

Handwritten signature in blue ink.



PRIYADARSHINI DENTAL COLLEGE AND HOSPITAL



(Indira Educational and Charitable Trust)

Schedule 7 : Current Assets, Loans & Advances

Particulars	As on March 31, 2019	As on March 31, 2018
Loans & Advances	9,42,465	42,465
Security Deposits	20,00,000	20,00,000
Sundry Debtors	52,76,889	93,81,218
Balance with Bank	8409690	5,07,383
Total	1,66,29,044	1,19,31,066

Schedule 8 : Current Liabilities & Provisions

Particulars	As on March 31, 2019	As on March 31, 2018
Group Company Balance		-
Group Institution Balance	(74,72,91,388)	(68,95,87,038)
	2,66,30,282	3,82,06,460
Total	(72,06,61,106)	(65,13,80,578)



[Handwritten signature]
PRINCIPAL
PRIYADARSHINI DENTAL COLLEGE & HOSPITAL,
PANDUR - 631 203.
THIRUVALLUR TK & DIST. TAMIL NADU.

PRIYADARSHINI DENTAL COLLEGE AND HOSPITAL



(Indira Educational and Charitable Trust)


Income & Expenditure Account For The Year Ended 31st March 2019


Particulars	Schedules	As on March 31, 2019	As on March 31, 2018
Income			
Direct Income	9	10,77,69,700	12,24,47,000
Indirect Income	10	1,13,23,610	1,09,44,756
Total Income		11,90,93,310	13,33,91,756
Expenditures			
Employee Cost	11	3,07,11,762	2,75,98,188
Financial Expenses	12	18,11,808	2,25,11,888
Administrative Expenses	13	2,53,45,458	2,39,32,513
Total Expenditures		5,78,69,029	7,40,42,589
Income Before Depreciation		6,12,24,281	5,93,49,167
Depreciation	5	87,17,240	84,88,115
Excess of Income over Expenditures		5,25,07,042	5,08,61,052

For Lakshman Kumar & Associates
Chartered Accountants


For Indira Educational & Charitable Trust



V.G. Raajendran,
Managing Trustee



R. Indira
Trustee

Lakshman Kumar Amavaram
Proprietor
Membership No. : 260543
Firm No. : 025432S
UDIN :



Date : December 18, 2023
Place : Chennai


PRINCIPAL
PRIYADARSHINI DENTAL COLLEGE & HOSPITAL,
PANDUR - 631 203,
THIRUVALLUR TK & DIST. TAMIL NADU.


PRINCIPAL
PRIYADARSHINI DENTAL COLLEGE & HOSPITAL,
PANDUR - 631 203,
THIRUVALLUR TK & DIST. TAMIL NADU.

PRIYADARSHINI DENTAL COLLEGE AND HOSPITAL

PRIYADARSHINI DENTAL COLLEGE AND HOSPITAL

Indira Educational and Charitable Trust

Schedules to Income & Expenditure Account For The Year Ended 31st March 2019

Schedule 9 : Direct Income

Particulars	As on March 31, 2019	As on March 31, 2018
Tuition Fees	7,00,65,000	5,16,75,000
Value Added Fees	3,70,04,000	7,07,72,000
Break Batch Fees	7,00,700	
Total	10,77,69,700	12,24,47,000

Schedule 10 : Indirect Income



Particulars	As on March 31, 2019	As on March 31, 2018
Other Income	8,86,695	5,87,316
Fine	4,950	
Application Fee	18,26,750	6,000
Transport Fees	95,750	21,73,150
Record Note Book Collections	7,03,000	7,28,500
Hostel Fees	59,98,005	57,68,000
OPD Collections	18,08,460	16,81,790
Total	1,13,23,610	1,09,44,756

Schedule 11 : Employee Cost

Particulars	As on March 31, 2019	As on March 31, 2018
Salary to staffs	2,98,10,798	2,68,08,877
Employer Contribution to P.F	1,86,747	1,67,942
Staff Welfare	7,14,217	6,21,369
Total	3,07,11,762	2,75,98,188

Schedule 12 : Financial Expenses



Particulars	As on March 31, 2019	As on March 31, 2018
Bank Charges	84,464	1,02,161
Interest Bank	16,257	66,43,187
Interest - Others	7,44,293	1,46,73,093
Processing Fee	9,66,794	10,93,446
Total	18,11,808	2,25,11,888



PRINCIPAL
PRIYADARSHINI DENTAL COLLEGE & HOSPITAL,
PANDUR - 631 203.
THIRUVALLUR TK & DIST. TAMIL NADU

PRIYADARSHINI DENTAL COLLEGE AND HOSPITAL
Schedule 13 : Administrative Expenses

Particulars	As on March 31, 2019	As on March 31, 2018
Admission Expenses	13,718	10,581
Examination Expenses	7,00,047	1,28,740
Guest Lecturer Charges	80,000	35,720
Chairman Scholarship	3,78,256	4,23,521
University Affiliation Fees	5,35,000	4,00,000
College Function Expenses	1,29,276	86,184
Clinical Expenses	8,95,891	7,32,665
Vehicle Maintance	43,62,631	48,84,691
Advertisement Expenses	15,329	17,163
Amc Contract	15,898	17,801
Banner	13,770	15,417
Seminars/Conference Expenses	5,77,776	6,46,916
Books & Periodicals	4,00,940	4,54,529
College Expenses	2,28,904	14,85,335
College House Keeping	37,334	41,802
Consultancy Charges	80,000	89,573
Medical Camp Expenses	26,196	29,331
Documentaion Charges	39,594	44,332
Donation	26,936	30,160
Electricity Charges	12,47,332	10,60,696
Garden Expenses	58,832	65,872
Generator Maintenance	51,353	57,498
Guest House Expenses	2,60,337	2,91,490
Mess Expenses	60,47,815	50,92,036
Inspection Expenses	80,000	2,09,772
Insurance Charges	2,30,149	2,57,690
Lab Expenses	3,22,348	2,13,304
Office Maintenance	11,20,454	1,34,868
Pooja Expenses	86,336	96,668
Postage & Telegram	4,458	8,925
Printing & Stationery	1,04,210	52,365
Rates & Taxes	25,012	28,006
Registration Fees	6,13,500	5,14,250
Rent	53,07,026	49,42,099
Repairs & Maintenance	1,82,975	1,63,020
Security Charges	6,27,877	7,03,012
Temple Donation	3,622	4,056
Temple Expenses	2,81,315	3,14,979
Telephone Expenses	1,24,353	1,39,233
Travelling & Conveyance	4,700	3,780
Uniform Expenses	3,959	4,433
Total	2,53,45,468	2,39,32,513




PRIYADARSHINI DENTAL COLLEGE AND HOSPITAL
PANDUR - 631 203.
THIRUVALLUR TK & DIST. TAMIL NADU

PRYADARSHINI DENTAL COLLEGE AND HOSPITAL
(Indira Educational and Charitable Trust)

Schedule 5 : Fixed Assets

Fixed Assets Schedule as per Income Tax Act, 1961 as on 31st March 2019

Sl No.	Particulars	Rate of Depn	WDV as on 01.04.2018	Additions		Deletions	Total	Depreciation for the year	WDV as on 31.03.2019
				Before Sep	After Sep				
1	Land & Buildings College Buildings	10%	6,39,09,319	-	38,12,422		6,77,21,741	65,81,553	6,11,40,188
2	Vehicles								
3	Ashokleyland Bus TN20BA 1818	15%	2,82,092				2,82,092	42,314	2,39,778
4	Ashok Leyland Bus TN20BA 6699	15%	3,10,656				3,10,656	46,598	2,64,058
5	Ashok Leyland Bus TN20 BB 7373	15%	3,33,505				3,33,505	50,026	2,83,479
6	Vehicle - TN21D 7899	15%	1,17,140				1,17,140	17,571	99,569
7	Ashok Leyland Bus TN21AX 3423	15%	6,87,744			6,30,500	57,244	8,587	48,657
8	Tempo Traveller TN20BA5556	15%	1,81,221				1,81,221	27,183	1,54,038
	Tempo Traveller TN20BF 5742	15%	2,97,697				2,97,697	44,655	2,53,042
9	Furniture & Fixtures								
10	Board	10%	29,884				29,884	2,988	26,896
11	Dental Chairs	10%	49,26,083				49,26,083	4,92,608	44,33,475
12	Fixtures & Fittings	10%	1,48,940				1,48,940	14,894	1,34,046
13	Furnitures & Fittings	10%	11,08,320				11,08,320	1,10,832	9,97,488
14	Equipments								
15	Cameras	15%	32,841				32,841	4,926	27,915
16	Dental Equipments	15%	9,72,118				9,72,118	1,45,818	8,26,301
17	Lab Equipments	15%	58,75,356				58,75,356	9,66,143	55,69,253
18	Isolator	15%	26,136				26,136	3,920	22,216
19	LCD Projector	15%	25,339				25,339	3,801	21,538
20	O.P. Instruments	15%	43,391				43,391	6,509	36,882
21	UPS with Battery	15%	27,491				27,491	4,124	23,367
22	X - Ray Unit	15%	1,81,170				1,81,170	27,175	1,53,994
23	Computer & Accessories	60%	30,553		21,702		52,255	48,670	3,585
24	Computer & Accessories								
25	Books								
26	Library Books	15%	3,22,962		2,38,663		5,61,625	66,344	4,95,281
	Total		7,98,69,958	4,92,852	42,97,710	6,30,500	8,40,30,020	87,17,240	7,53,12,780



PRINCIPAL
PRYADARSHINI DENTAL COLLEGE & HOSPITAL,
PANDUR - 631 203,
THIRUVALLUR TK & DIST. TAMIL NADU